

(19) World Intellectual Property Organization
International Bureau



(43) International Publication Date
17 August 2006 (17.08.2006)

PCT

(10) International Publication Number
WO 2006/086634 A2

(51) International Patent Classification:
A61K 31/4745 (2006.01)

(21) International Application Number:
PCT/US2006/004737

(22) International Filing Date:
10 February 2006 (10.02.2006)

(25) Filing Language: English

(26) Publication Language: English

(30) Priority Data:
60/652,209 11 February 2005 (11.02.2005) US

(71) Applicant (for all designated States except US): 3M INNOVATIVE PROPERTIES COMPANY [US/US]; 3M Center, Post Office Box 33427, Saint Paul, MN 55133-3427 (US).

(72) Inventors; and

(75) Inventors/Applicants (for US only): KSHIRSAGAR, Tushar, A. [IN/US]; 3M Center, Post Office Box 33427, Saint Paul, MN 55133-3427 (US). LUNDQUIST, Gregory, D., Jr. [US/US]; 3M Center, Post Office Box 33427, Saint Paul, MN 55133-3427 (US). DELLARIA, Joseph, F., Jr. [US/US]; 3M Center, Post Office Box 33427, Saint Paul, MN 55133-3427 (US). RADMER, Matthew, R. [US/US]; 3M Center, Post Office Box 33427, Saint Paul, MN 55133-3427 (US). ZIMMERMANN, Bernhard, M. [CH/US]; 3M Center, Post Office Box 33427, Saint Paul, MN 55133-3427 (US).

(74) Agents: ERSFELD, Dean, A. et al.; 3M Center, Office Of Intellectual Property Counsel, Post Office Box 33427, Saint Paul, MN 55133-3427 (US).

(81) Designated States (unless otherwise indicated, for every kind of national protection available): AE, AG, AL, AM, AT, AU, AZ, BA, BB, BG, BR, BW, BY, BZ, CA, CH, CN, CO, CR, CU, CZ, DE, DK, DM, DZ, EC, EE, EG, ES, FI, GB, GD, GE, GH, GM, HR, HU, ID, IL, IN, IS, JP, KE, KG, KM, KN, KP, KR, KZ, LC, LK, LR, LS, LT, LU, LV, LY, MA, MD, MG, MK, MN, MW, MX, MZ, NA, NG, NI, NO, NZ, OM, PG, PH, PL, PT, RO, RU, SC, SD, SE, SG, SK, SL, SM, SY, TJ, TM, TN, TR, TT, TZ, UA, UG, US, UZ, VC, VN, YU, ZA, ZM, ZW.

(84) Designated States (unless otherwise indicated, for every kind of regional protection available): ARIPO (BW, GH, GM, KE, LS, MW, MZ, NA, SD, SL, SZ, TZ, UG, ZM, ZW), Eurasian (AM, AZ, BY, KG, KZ, MD, RU, TJ, TM), European (AT, BE, BG, CH, CY, CZ, DE, DK, EE, ES, FI, FR, GB, GR, HU, IE, IS, IT, LT, LU, LV, MC, NL, PL, PT, RO, SE, SI, SK, TR), OAPI (BF, BJ, CF, CG, CI, CM, GA, GN, GQ, GW, ML, MR, NE, SN, TD, TG).

Declarations under Rule 4.17:

- as to applicant's entitlement to apply for and be granted a patent (Rule 4.17(ii))
- as to the applicant's entitlement to claim the priority of the earlier application (Rule 4.17(iii))

Published:

- without international search report and to be republished upon receipt of that report

For two-letter codes and other abbreviations, refer to the "Guidance Notes on Codes and Abbreviations" appearing at the beginning of each regular issue of the PCT Gazette.

(54) Title: OXIME AND HYDROXYLAMINE SUBSTITUTED IMIDAZO[4,5-C] RING COMPOUNDS AND METHODS

(57) Abstract: Imidazo[4,5-c] ring compounds, (e.g. imidazo[4,5-c]pyridines, imidazo[4,5-c]quinolines, 6,7,8,9-tetrahydro imidazo[4,5-c]quinolines, imidazo[4,5-c]naphthyridine, and 6,7,8,9-tetrahydro imidazo[4,5-c]naphthyridine compounds) having an oxime or hydroxylamine substituent at the 2-position, pharmaceutical compositions containing the compounds, intermediates, and methods of making and methods of use of these compounds as immunomodulators, for modulating cytokine biosynthesis in animals and in the treatment of diseases including viral and neoplastic diseases are disclosed.



WO 2006/086634 A2

OXIME AND HYDROXYLAMINE SUBSTITUTED IMIDAZO[4,5-*c*] RING
COMPOUNDS AND METHODS

5

CROSS REFERENCE TO RELATED APPLICATIONS

The present invention claims priority to U.S. Provisional Application Serial No. 60/652209, filed February 11, 2005, which is incorporated herein by reference.

10

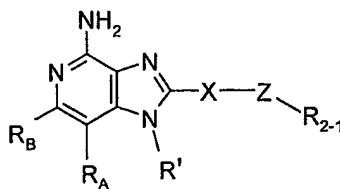
BACKGROUND

Certain compounds have been found to be useful as immune response modifiers (IRMs), rendering them useful in the treatment of a variety of disorders. However, there continues to be interest in and a need for compounds that have the ability to modulate the immune response, by induction of cytokine biosynthesis or other means.

15

SUMMARY

The present invention provides a new class of compounds that are useful in inducing cytokine biosynthesis in animals. Such compounds are of the following Formula I:



20

I

wherein R_A, R_B, X, Z, R', and R₂₋₁ are as defined below.

The compounds of Formula I are useful as immune response modifiers due to their ability to induce cytokine biosynthesis (e.g., induces the synthesis of at least one cytokine) and otherwise modulate the immune response when administered to animals. This makes the compounds useful in the treatment of a variety of conditions such as viral diseases and tumors that are responsive to such changes in the immune response.

The invention further provides pharmaceutical compositions containing an effective amount of a compound of Formula I and methods of inducing cytokine

25

biosynthesis in an animal, treating a viral infection or disease and/or treating a neoplastic disease in an animal by administering an effective amount of a compound of Formula I to the animal.

In addition, methods of synthesizing compounds of Formula I and intermediates
5 useful in the synthesis of these compounds are provided.

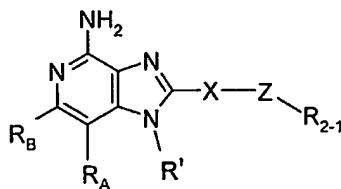
As used herein, "a," "an," "the," "at least one," and "one or more" are used interchangeably.

The terms "comprises" and variations thereof do not have a limiting meaning where these terms appear in the description and claims.

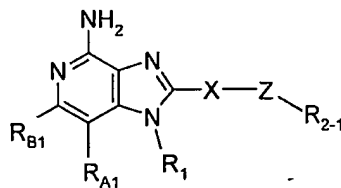
10 The above summary of the present invention is not intended to describe each disclosed embodiment or every implementation of the present invention. The description that follows more particularly exemplifies illustrative embodiments. In several places throughout the description, guidance is provided through lists of examples, which examples can be used in various combinations. In each instance, the recited list serves
15 only as a representative group and should not be interpreted as an exclusive list.

DETAILED DESCRIPTION OF ILLUSTRATIVE EMBODIMENTS OF THE INVENTION

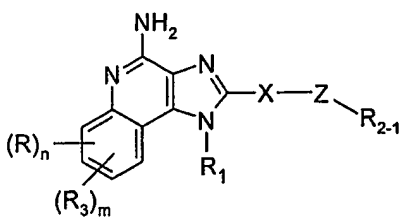
The present invention provides compounds of the following Formulas I, II, III, IV,
20 V, VI, and VII:



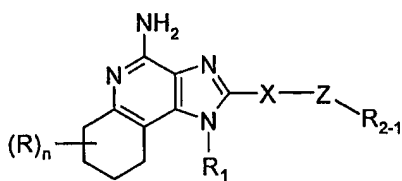
I



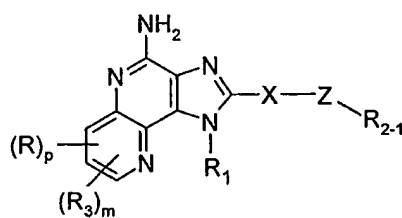
II



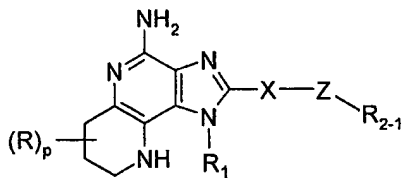
III



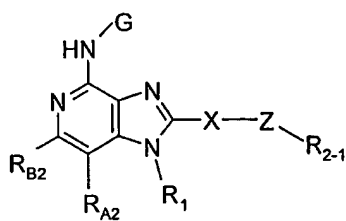
IV



V

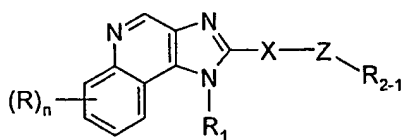


VI



VII

as well as certain intermediates of the following Formula VIII:



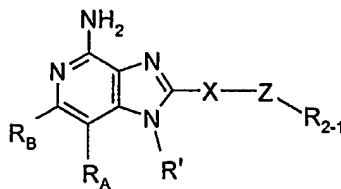
VIII

5

10

wherein R_A , R_B , R_{A1} , R_{B1} , R_{A2} , R_{B2} , R , R' , R_1 , R_{2-1} , R_3 , m , n , p , G , X , and Z are as defined below; and pharmaceutically acceptable salts thereof.

In one embodiment, the present invention provides a compound of Formula I:



I

wherein:

Z is selected from the group consisting of:

-C(=N-O- R_{2-2})- and

-C(R_{2-4})(-N(-OR $_{2-2}$)-Y- R_{2-3})-;

X is selected from the group consisting of a bond, C_{1-4} alkylene and

C_{2-4} alkenylene;

R_{2-1} , R_{2-2} , and R_{2-3} are independently selected from the group consisting of:

hydrogen,

alkyl,

alkenyl,

aryl,

arylalkylenyl,

heteroaryl,

heteroarylalkylenyl,

heterocyclyl,

heterocyclylalkylenyl, and

alkyl, alkenyl, aryl, arylalkylenyl, heteroaryl, heteroarylalkylenyl, heterocyclyl,

and heterocyclylalkylenyl, substituted by one or more substituents selected from the group

consisting of:

hydroxy,

alkyl,

haloalkyl,

hydroxyalkyl,

alkoxy,
 dialkylamino,
 -S(O)₀₋₂-R₂₋₅,
 -NH-S(O)₂-R₂₋₅,
 5 haloalkoxy,
 halogen,
 cyano,
 nitro,
 -N₃,
 10 aryl,
 heteroaryl,
 heterocyclyl,
 aryloxy,
 arylalkyleneoxy,
 15 -C(O)-O-alkyl,
 -C(O)-N(R₈)₂,
 -N(R₈)-C(O)-R₂₋₅,
 -NH-C(O)-NH-R₂₋₅,
 -NH-C(O)-NH₂
 20 -O-(CO)-alkyl, and
 -C(O)-alkyl;

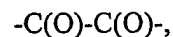
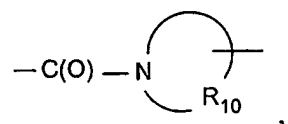
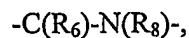
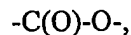
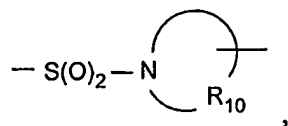
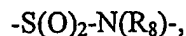
with the proviso that R₂₋₂ is other than alkenyl wherein the carbon atom bonded to -O- is doubly bonded to another carbon atom;

R₂₋₄ is selected from the group consisting of hydrogen, C₁₋₄alkyl, and phenyl;

25 R₂₋₅ is selected from the group consisting of alkyl, aryl, arylalkylenyl, heteroaryl,
 and heteroarylalkylenyl, each of which is unsubstituted or substituted by one or more
 substituents selected from the group consisting of halogen, cyano, nitro, alkoxy,
 dialkylamino, alkylthio, haloalkyl, haloalkoxy, alkyl, and -N₃;

Y is selected from the group consisting of:

30 a bond,
 -C(R₆)-,
 -S(O)₂-,



R_A and R_B are each independently selected from the group consisting of:

hydrogen,

halogen,

alkyl,

15 alkenyl,

alkoxy,

alkylthio, and

$-\text{N}(\text{R}_9)_2$;

or when taken together, R_A and R_B form a fused benzene ring or fused pyridine
 20 ring wherein the fused benzene ring or fused pyridine ring is unsubstituted or substituted
 by one or more R''' groups;

or when taken together, R_A and R_B form a fused cyclohexene ring or a fused
 tetrahydropyridine ring, wherein the fused cyclohexene or tetrahydropyridine ring is
 unsubstituted or substituted by one or more R groups;

25 R is selected from the group consisting of:

halogen,

hydroxy,

alkyl,

alkenyl,

haloalkyl,
 alkoxy,
 alkylthio, and
 $-N(R_9)_2$;

5 R' is hydrogen or a non-interfering substituent;

R'' is a non-interfering substituent;

R_6 is selected from the group consisting of $=O$ and $=S$;

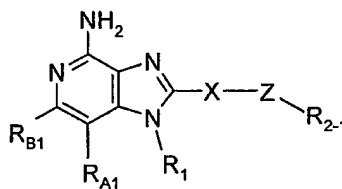
R_8 is selected from the group consisting of hydrogen, C_{1-10} alkyl, C_{2-10} alkenyl,
 C_{1-10} alkoxy- C_{1-10} alkylenyl, hydroxy- C_{1-10} alkylenyl, heteroaryl- C_{1-10} alkylenyl, and
 10 aryl- C_{1-10} alkylenyl;

R_9 is selected from the group consisting of hydrogen and alkyl; and

R_{10} is C_{3-8} alkylene;

or a pharmaceutically acceptable salt thereof.

In another embodiment, the present invention provides a compound of Formula II:



15 II

wherein:

Z is selected from the group consisting of:

$-C(=N-O-R_{2-2})-$ and

20 $-C(R_{2-4})(-N(-OR_{2-2})-Y-R_{2-3})-$;

X is selected from the group consisting of a bond, C_{1-4} alkylene and
 C_{2-4} alkenylene;

R_{2-1} , R_{2-2} , and R_{2-3} are independently selected from the group consisting of:

hydrogen,

25 alkyl,

alkenyl,

aryl,

arylalkylenyl,

heteroaryl,

heteroarylalkylenyl,
heterocyclyl,
heterocyclylalkylenyl, and
alkyl, alkenyl, aryl, arylalkylenyl, heteroaryl, heteroarylalkylenyl, heterocyclyl,
5 and heterocyclylalkylenyl, substituted by one or more substituents selected from the group
consisting of:

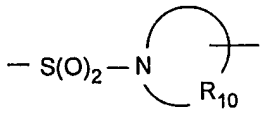
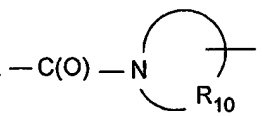
hydroxy,
alkyl,
haloalkyl,
10 hydroxyalkyl,
alkoxy,
dialkylamino,
-S(O)₀₋₂-R₂₋₅,
-NH-S(O)₂-R₂₋₅,
15 haloalkoxy,
halogen,
cyano,
nitro,
-N₃,
20 aryl,
heteroaryl,
heterocyclyl,
aryloxy,
arylalkyleneoxy,
25 -C(O)-O-alkyl,
-C(O)-N(R₈)₂,
-N(R₈)-C(O)-R₂₋₅,
-NH-C(O)-NH-R₂₋₅,
-NH-C(O)-NH₂
30 -O-(CO)-alkyl, and
-C(O)-alkyl;

with the proviso that R₂₋₂ is other than alkenyl wherein the carbon atom bonded to -O- is doubly bonded to another carbon atom;

R₂₋₄ is selected from the group consisting of hydrogen, C₁₋₄alkyl, and phenyl;

R₂₋₅ is selected from the group consisting of alkyl, aryl, arylalkylenyl, heteroaryl, and heteroarylalkylenyl, each of which is unsubstituted or substituted by one or more substituents selected from the group consisting of halogen, cyano, nitro, alkoxy, dialkylamino, alkylthio, haloalkyl, haloalkoxy, alkyl, and -N₃;

Y is selected from the group consisting of:

- a bond,
- C(R₆)-,
- S(O)₂-,
- S(O)₂-N(R₈)-,
-  ,
- C(O)-O-,
- C(R₆)-N(R₈)-,
- C(O)-N(R₈)-S(O)₂-,
- C(R₆)-N(R₈)-C(O)-,
-  ,
- C(O)-C(O)-,
- C(O)-C(O)-O-, and
- C(=NH)-N(R₈)-;

R_{A1} and R_{B1} are each independently selected from the group consisting of:

- hydrogen,
- halogen,
- alkyl,
- alkenyl,
- alkoxy,
- alkylthio, and
- N(R₉)₂;

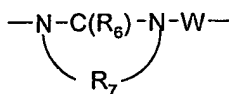
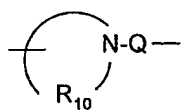
R₁ is selected from the group consisting of:

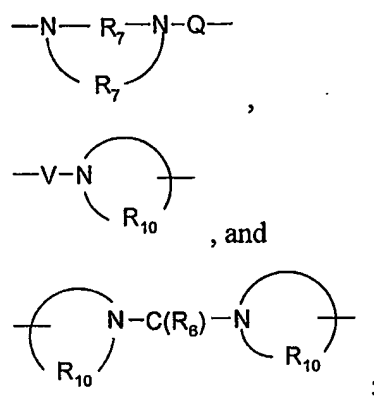
- R₄,
- X'-R₄,
- X'-Y'-R₄,
- 5 -X'-Y'-X'-Y'-R₄, and
- X'-R₅;

X' is selected from the group consisting of alkylene, alkenylene, alkynylene, arylene, heteroarylene, and heterocyclylene, wherein the alkylene, alkenylene, and alkynylene groups can be optionally interrupted or terminated by arylene, heteroarylene or heterocyclylene and optionally interrupted by one or more -O- groups;

Y' is selected from the group consisting of:

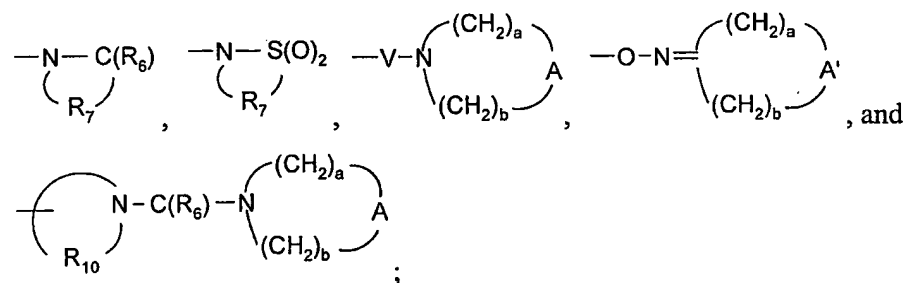
- O-,
- S(O)₀₋₂-,
- S(O)₂-N(R₈)-,
- 15 -C(R₆)-,
- C(R₆)-O-,
- O-C(R₆)-,
- O-C(O)-O-,
- N(R₈)-Q-,
- 20 -C(R₆)-N(R₈)-,
- O-C(R₆)-N(R₈)-,
- C(R₆)-N(OR₉)-,
- O-N(R₈)-Q-,
- O-N=C(R₄)-,
- 25 -C(=N-O-R₈)-,
- CH(-N(-O-R₈)-Q-R₄)-,





R_4 is selected from the group consisting of hydrogen, alkyl, alkenyl, alkynyl, aryl,
5 arylalkylenyl, aryloxyalkylenyl, alkylarylenyl, heteroaryl, heteroarylalkylenyl,
heteroaryloxyalkylenyl, alkylheteroarylenyl, and heterocyclyl, wherein the alkyl, alkenyl,
alkynyl, aryl, arylalkylenyl, aryloxyalkylenyl, alkylarylenyl, heteroaryl,
heteroarylalkylenyl, heteroaryloxyalkylenyl, alkylheteroarylenyl, and heterocyclyl groups
10 can be unsubstituted or substituted by one or more substituents independently selected
from the group consisting of alkyl, alkoxy, hydroxyalkyl, haloalkyl, haloalkoxy, halogen,
nitro, hydroxy, mercapto, cyano, aryl, aryloxy, arylalkyleneoxy, heteroaryl, heteroaryloxy,
heteroarylalkyleneoxy, heterocyclyl, amino, alkylamino, dialkylamino,
(dialkylamino)alkyleneoxy, and in the case of alkyl, alkenyl, alkynyl, and heterocyclyl,
15 oxo;

R_5 is selected from the group consisting of:



R_6 is selected from the group consisting of =O and =S;

R_7 is C_{2-7} alkylene;

20 R_8 is selected from the group consisting of hydrogen, C_{1-10} alkyl, C_{2-10} alkenyl,
 C_{1-10} alkoxy- C_{1-10} alkyl, hydroxy- C_{1-10} alkyl, heteroaryl- C_{1-10} alkyl, and
aryl- C_{1-10} alkyl;

R_9 is selected from the group consisting of hydrogen and alkyl;

R_{10} is C_{3-8} alkylene;

A is selected from the group consisting of -O-, -C(O)-, -S(O)₀₋₂-, -CH₂-, and -N(-Q-R₄)-;

A' is selected from the group consisting of -O-, -S(O)₀₋₂-, -N(-Q-R₄)-, and -CH₂-;

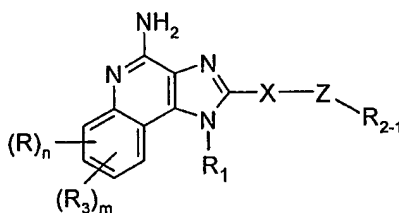
5 Q is selected from the group consisting of a bond, -C(R₆)-, -C(R₆)-C(R₆)-, -S(O)₂-, -C(R₆)-N(R₈)-W-, -S(O)₂-N(R₈)-, -C(R₆)-O-, -C(R₆)-S-, and -C(R₆)-N(OR₉)-;

V is selected from the group consisting of -C(R₆)-, -O-C(R₆)-, -N(R₈)-C(R₆)-, and -S(O)₂-;

W is selected from the group consisting of a bond, -C(O)-, and -S(O)₂-; and

10 a and b are independently integers from 1 to 6 with the proviso that a + b is ≤ 7 ; or a pharmaceutically acceptable salt thereof.

In another embodiment, the present invention provides a compound of Formula III:



III

15 wherein:

Z is selected from the group consisting of:

-C(=N-O-R₂₋₂)- and

-C(R₂₋₄)(-N(-OR₂₋₂)-Y-R₂₋₃)-;

20 X is selected from the group consisting of a bond, C_{1-4} alkylene and C_{2-4} alkenylene;

R_{2-1} , R_{2-2} , and R_{2-3} are independently selected from the group consisting of:

hydrogen,

alkyl,

alkenyl,

25 aryl,

arylalkylenyl,

heteroaryl,

heteroarylalkylenyl,

heterocyclyl,

heterocyclalkylenyl, and
 alkyl, alkenyl, aryl, arylalkylenyl, heteroaryl, heteroarylalkylenyl, heterocycl,
 and heterocyclalkylenyl, substituted by one or more substituents selected from the group
 consisting of:

- 5 hydroxy,
 alkyl,
 haloalkyl,
 hydroxyalkyl,
 alkoxy,
 10 dialkylamino,
 -S(O)₀₋₂-R₂₋₅,
 -NH-S(O)₂-R₂₋₅,
 haloalkoxy,
 halogen,
 15 cyano,
 nitro,
 -N₃,
 aryl,
 heteroaryl,
 20 heterocycl,
 aryloxy,
 arylalkyleneoxy,
 -C(O)-O-alkyl,
 -C(O)-N(R₈)₂,
 25 -N(R₈)-C(O)-R₂₋₅,
 -NH-C(O)-NH-R₂₋₅,
 -NH-C(O)-NH₂
 -O-(CO)-alkyl, and
 -C(O)-alkyl;

30 with the proviso that R₂₋₂ is other than alkenyl wherein the carbon atom
 bonded to -O- is doubly bonded to another carbon atom;
 R₂₋₄ is selected from the group consisting of hydrogen, C₁₋₄alkyl, and phenyl;

R_{2-5} is selected from the group consisting of alkyl, aryl, arylalkylenyl, heteroaryl, and heteroarylalkylenyl, each of which is unsubstituted or substituted by one or more substituents selected from the group consisting of halogen, cyano, nitro, alkoxy, dialkylamino, alkylthio, haloalkyl, haloalkoxy, alkyl, and $-N_3$;

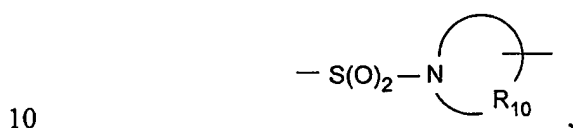
5 Y is selected from the group consisting of:

a bond,

$-C(R_6)-$,

$-S(O)_2-$,

$-S(O)_2-N(R_8)-$,

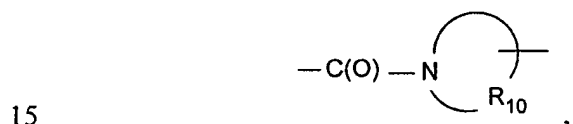


$-C(O)-O-$,

$-C(R_6)-N(R_8)-$,

$-C(O)-N(R_8)-S(O)_2-$,

$-C(R_6)-N(R_8)-C(O)-$,



$-C(O)-C(O)-$,

$-C(O)-C(O)-O-$, and

$-C(=NH)-N(R_8)-$;

R is selected from the group consisting of:

20 halogen,

hydroxy,

alkyl,

alkenyl,

haloalkyl,

25 alkoxy,

alkylthio, and

$-N(R_9)_2$;

n is an integer from 0 to 4;

R_1 is selected from the group consisting of:

-R₄,
 -X¹-R₄,
 -X¹-Y¹-R₄,
 -X¹-Y¹-X¹-Y¹-R₄, and
 5 -X¹-R₅;

R₃ is selected from the group consisting of:

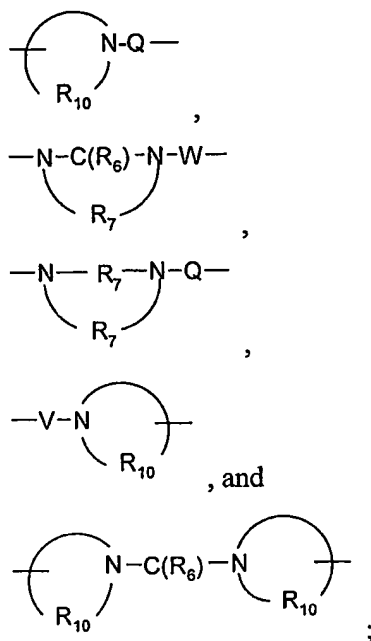
-Z¹-R₄,
 -Z¹-X¹-R₄,
 -Z¹-X¹-Y¹-R₄,
 10 -Z¹-X¹-Y¹-X¹-Y¹-R₄, and
 -Z¹-X¹-R₅;

m is 0 or 1, with the proviso that when m is 1 then n is 0 or 1;

X¹ is selected from the group consisting of alkylene, alkenylene, alkynylene,
 arylene, heteroarylene, and heterocyclylene, wherein the alkylene, alkenylene, and
 15 alkynylene groups can be optionally interrupted or terminated by arylene, heteroarylene or
 heterocyclylene and optionally interrupted by one or more -O- groups;

Y¹ is selected from the group consisting of:

-O-,
 -S(O)₀₋₂-,
 20 -S(O)₂-N(R₈)-,
 -C(R₆)-,
 -C(R₆)-O-,
 -O-C(R₆)-,
 -O-C(O)-O-,
 25 -N(R₈)-Q-,
 -C(R₆)-N(R₈)-,
 -O-C(R₆)-N(R₈)-,
 -C(R₆)-N(OR₉)-,
 -O-N(R₈)-Q-,
 30 -O-N=C(R₄)-,
 -C(=N-O-R₈)-,
 -CH(-N(-O-R₈)-Q-R₄)-,



5

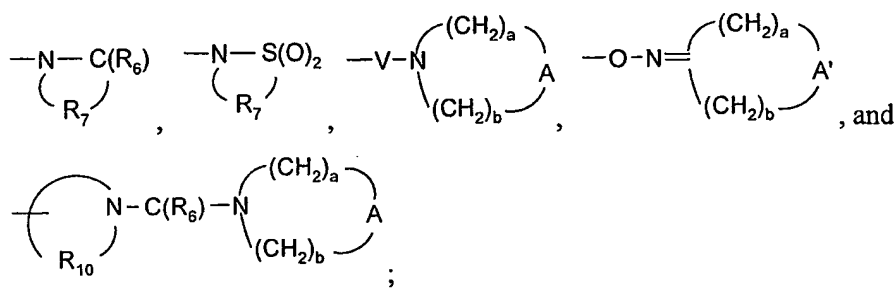
Z' is a bond or -O-;

R₄ is selected from the group consisting of hydrogen, alkyl, alkenyl, alkynyl, aryl, arylalkylenyl, aryloxyalkylenyl, alkylarylenyl, heteroaryl, heteroarylalkylenyl, heteroaryloxyalkylenyl, alkylheteroarylenyl, and heterocyclyl, wherein the alkyl, alkenyl, alkynyl, aryl, arylalkylenyl, aryloxyalkylenyl, alkylarylenyl, heteroaryl, heteroarylalkylenyl, heteroaryloxyalkylenyl, alkylheteroarylenyl, and heterocyclyl groups can be unsubstituted or substituted by one or more substituents independently selected from the group consisting of alkyl, alkoxy, hydroxyalkyl, haloalkyl, haloalkoxy, halogen, nitro, hydroxy, mercapto, cyano, aryl, aryloxy, arylalkyleneoxy, heteroaryl, heteroaryloxy, heteroarylalkyleneoxy, heterocyclyl, amino, alkylamino, dialkylamino, (dialkylamino)alkyleneoxy, and in the case of alkyl, alkenyl, alkynyl, and heterocyclyl, oxo;

10

15

R₅ is selected from the group consisting of:



20

R₆ is selected from the group consisting of =O and =S;

R₇ is C₂₋₇ alkylene;

R₈ is selected from the group consisting of hydrogen, C₁₋₁₀ alkyl, C₂₋₁₀ alkenyl, C₁₋₁₀ alkoxy-C₁₋₁₀ alkylenyl, hydroxy-C₁₋₁₀ alkylenyl, heteroaryl-C₁₋₁₀ alkylenyl, and aryl-C₁₋₁₀ alkylenyl;

R₉ is selected from the group consisting of hydrogen and alkyl;

R₁₀ is C₃₋₈ alkylene;

A is selected from the group consisting of -O-, -C(O)-, -S(O)₀₋₂-, -CH₂-, and -N(-Q-R₄)-;

A' is selected from the group consisting of -O-, -S(O)₀₋₂-, -N(-Q-R₄)-, and -CH₂-;

Q is selected from the group consisting of a bond, -C(R₆)-, -C(R₆)-C(R₆)-, -S(O)₂-, -C(R₆)-N(R₈)-W-, -S(O)₂-N(R₈)-, -C(R₆)-O-, -C(R₆)-S-, and -C(R₆)-N(OR₉)-;

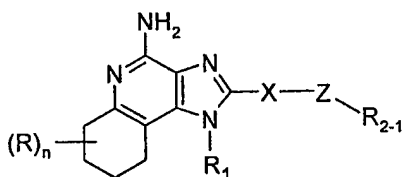
V is selected from the group consisting of -C(R₆)-, -O-C(R₆)-, -N(R₈)-C(R₆)-, and -S(O)₂-;

W is selected from the group consisting of a bond, -C(O)-, and -S(O)₂-; and

a and b are independently integers from 1 to 6 with the proviso that a + b is ≤ 7;

or a pharmaceutically acceptable salt thereof.

In another embodiment, the present invention provides a compound of Formula IV:



IV

20

wherein:

Z is selected from the group consisting of:

-C(=N-O-R₂₋₂)- and

-C(R₂₋₄)(-N(-OR₂₋₂)-Y-R₂₋₃)-;

X is selected from the group consisting of a bond, C₁₋₄ alkylene and C₂₋₄ alkenylene;

R₂₋₁, R₂₋₂, and R₂₋₃ are independently selected from the group consisting of:

hydrogen,

alkyl,

alkenyl,
aryl,
arylalkylenyl,
heteroaryl,
5 heteroarylalkylenyl,
heterocyclyl,
heterocyclylalkylenyl, and
alkyl, alkenyl, aryl, arylalkylenyl, heteroaryl, heteroarylalkylenyl, heterocyclyl,
and heterocyclylalkylenyl, substituted by one or more substituents selected from the group
10 consisting of:
hydroxy,
alkyl,
haloalkyl,
hydroxyalkyl,
15 alkoxy,
dialkylamino,
-S(O)₀₋₂-R₂₋₅,
-NH-S(O)₂-R₂₋₅,
haloalkoxy,
20 halogen,
cyano,
nitro,
-N₃,
aryl,
25 heteroaryl,
heterocyclyl,
aryloxy,
arylalkyleneoxy,
-C(O)-O-alkyl,
30 -C(O)-N(R₈)₂,
-N(R₈)-C(O)-R₂₋₅,
-NH-C(O)-NH-R₂₋₅,

-NH-C(O)-NH₂
 -O-(CO)-alkyl, and
 -C(O)-alkyl;

5 with the proviso that R_{2,2} is other than alkenyl wherein the carbon atom bonded to -O- is doubly bonded to another carbon atom;

R_{2,4} is selected from the group consisting of hydrogen, C₁₋₄alkyl, and phenyl;

R_{2,5} is selected from the group consisting of alkyl, aryl, arylalkylenyl, heteroaryl, and heteroarylalkylenyl, each of which is unsubstituted or substituted by one or more substituents selected from the group consisting of halogen, cyano, nitro, alkoxy,
 10 dialkylamino, alkylthio, haloalkyl, haloalkoxy, alkyl, and -N₃;

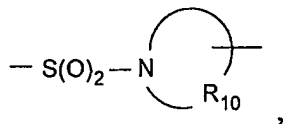
Y is selected from the group consisting of:

a bond,

-C(R₆)-,

-S(O)₂-,

15 -S(O)₂-N(R₈)-,

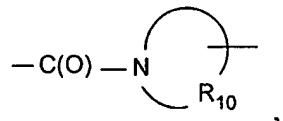


-C(O)-O-,

-C(R₆)-N(R₈)-,

-C(O)-N(R₈)-S(O)₂-,

20 -C(R₆)-N(R₈)-C(O)-,



-C(O)-C(O)-,

-C(O)-C(O)-O-, and

-C(=NH)-N(R₈)-;

25 R is selected from the group consisting of:

halogen,

hydroxy,

alkyl,

alkenyl,

haloalkyl,
 alkoxy,
 alkylthio, and
 $-N(R_9)_2$;

5 n is an integer from 0 to 4;

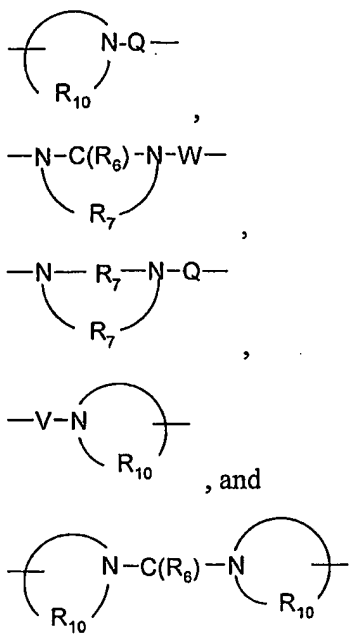
R_1 is selected from the group consisting of:

$-R_4$,
 $-X'-R_4$,
 $-X'-Y'-R_4$,
 10 $-X'-Y'-X'-Y'-R_4$, and
 $-X'-R_5$;

X' is selected from the group consisting of alkylene, alkenylene, alkynylene,
 arylene, heteroarylene, and heterocyclylene, wherein the alkylene, alkenylene, and
 alkynylene groups can be optionally interrupted or terminated by arylene, heteroarylene or
 15 heterocyclylene and optionally interrupted by one or more -O- groups;

Y' is selected from the group consisting of:

$-O-$,
 $-S(O)_{0-2}-$,
 $-S(O)_2-N(R_8)-$,
 20 $-C(R_6)-$,
 $-C(R_6)-O-$,
 $-O-C(R_6)-$,
 $-O-C(O)-O-$,
 $-N(R_8)-Q-$,
 25 $-C(R_6)-N(R_8)-$,
 $-O-C(R_6)-N(R_8)-$,
 $-C(R_6)-N(OR_9)-$,
 $-O-N(R_8)-Q-$,
 $-O-N=C(R_4)-$,
 30 $-C(=N-O-R_8)-$,
 $-CH(-N(-O-R_8)-Q-R_4)-$,



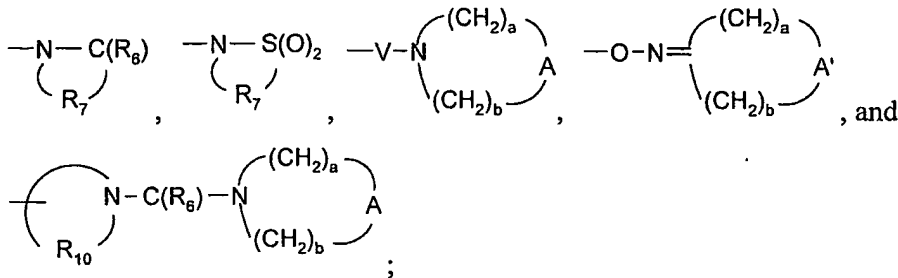
5

R₄ is selected from the group consisting of hydrogen, alkyl, alkenyl, alkynyl, aryl, arylalkylenyl, aryloxyalkylenyl, alkylarylenyl, heteroaryl, heteroarylalkylenyl, heteroaryloxyalkylenyl, alkylheteroarylenyl, and heterocyclyl, wherein the alkyl, alkenyl, alkynyl, aryl, arylalkylenyl, aryloxyalkylenyl, alkylarylenyl, heteroaryl, heteroarylalkylenyl, heteroaryloxyalkylenyl, alkylheteroarylenyl, and heterocyclyl groups can be unsubstituted or substituted by one or more substituents independently selected from the group consisting of alkyl, alkoxy, hydroxyalkyl, haloalkyl, haloalkoxy, halogen, nitro, hydroxy, mercapto, cyano, aryl, aryloxy, arylalkyleneoxy, heteroaryl, heteroaryloxy, heteroarylalkyleneoxy, heterocyclyl, amino, alkylamino, dialkylamino, (dialkylamino)alkyleneoxy, and in the case of alkyl, alkenyl, alkynyl, and heterocyclyl, oxo;

10

15

R₅ is selected from the group consisting of:



20

R₆ is selected from the group consisting of =O and =S;

R₇ is C₂₋₇ alkylene;

R₈ is selected from the group consisting of hydrogen, C₁₋₁₀ alkyl, C₂₋₁₀ alkenyl, C₁₋₁₀ alkoxy-C₁₋₁₀ alkylenyl, hydroxy-C₁₋₁₀ alkylenyl, heteroaryl-C₁₋₁₀ alkylenyl, and aryl-C₁₋₁₀ alkylenyl;

5 R₉ is selected from the group consisting of hydrogen and alkyl;

R₁₀ is C₃₋₈ alkylene;

A is selected from the group consisting of -O-, -C(O)-, -S(O)₀₋₂-, -CH₂-, and -N(-Q-R₄)-;

A' is selected from the group consisting of -O-, -S(O)₀₋₂-, -N(-Q-R₄)-, and -CH₂-;

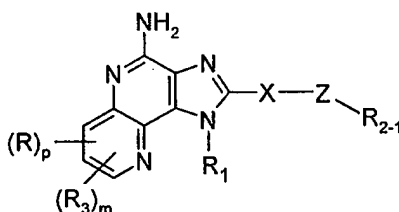
10 Q is selected from the group consisting of a bond, -C(R₆)-, -C(R₆)-C(R₆)-, -S(O)₂-, -C(R₆)-N(R₈)-W-, -S(O)₂-N(R₈)-, -C(R₆)-O-, -C(R₆)-S-, and -C(R₆)-N(OR₉)-;

V is selected from the group consisting of -C(R₆)-, -O-C(R₆)-, -N(R₈)-C(R₆)-, and -S(O)₂-;

W is selected from the group consisting of a bond, -C(O)-, and -S(O)₂-; and

15 a and b are independently integers from 1 to 6 with the proviso that a + b is ≤ 7; or a pharmaceutically acceptable salt thereof.

In another embodiment, the present invention provides a compound of Formula V:



V

20 wherein:

Z is selected from the group consisting of:

-C(=N-O-R₂₋₂)- and
-C(R₂₋₄)(-N(-OR₂₋₂)-Y-R₂₋₃)-;

25 X is selected from the group consisting of a bond, C₁₋₄ alkylene and C₂₋₄ alkenylene;

R₂₋₁, R₂₋₂, and R₂₋₃ are independently selected from the group consisting of:

hydrogen,
alkyl,
alkenyl,

aryl,
arylalkylenyl,
heteroaryl,
heteroarylalkylenyl,
5 heterocyclyl,
heterocyclylalkylenyl, and
alkyl, alkenyl, aryl, arylalkylenyl, heteroaryl, heteroarylalkylenyl, heterocyclyl,
and heterocyclylalkylenyl, substituted by one or more substituents selected from the group
consisting of:

10 hydroxy,
alkyl,
haloalkyl,
hydroxyalkyl,
alkoxy,
15 dialkylamino,
-S(O)₀₋₂-R₂₋₅,
-NH-S(O)₂-R₂₋₅,
haloalkoxy,
halogen,
20 cyano,
nitro,
-N₃,
aryl,
heteroaryl,
25 heterocyclyl,
aryloxy,
arylalkyleneoxy,
-C(O)-O-alkyl,
-C(O)-N(R₈)₂,
30 -N(R₈)-C(O)-R₂₋₅,
-NH-C(O)-NH-R₂₋₅,
-NH-C(O)-NH₂

-O-(CO)-alkyl, and

-C(O)-alkyl;

with the proviso that R₂₋₂ is other than alkenyl wherein the carbon atom bonded to -O- is doubly bonded to another carbon atom;

5

R₂₋₄ is selected from the group consisting of hydrogen, C₁₋₄alkyl, and phenyl;

R₂₋₅ is selected from the group consisting of alkyl, aryl, arylalkylenyl, heteroaryl, and heteroarylalkylenyl, each of which is unsubstituted or substituted by one or more substituents selected from the group consisting of halogen, cyano, nitro, alkoxy, dialkylamino, alkylthio, haloalkyl, haloalkoxy, alkyl, and -N₃;

10

Y is selected from the group consisting of:

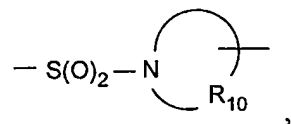
a bond,

-C(R₆)-,

-S(O)₂-,

-S(O)₂-N(R₈)-,

15



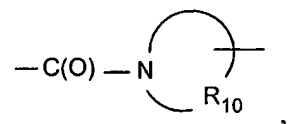
-C(O)-O-,

-C(R₆)-N(R₈)-,

-C(O)-N(R₈)-S(O)₂-,

-C(R₆)-N(R₈)-C(O)-,

20



-C(O)-C(O)-,

-C(O)-C(O)-O-, and

-C(=NH)-N(R₈)-;

R is selected from the group consisting of:

25

halogen,

hydroxy,

alkyl,

alkenyl,

haloalkyl,

alkoxy,
alkylthio, and

$-N(R_9)_2$;

p is an integer from 0 to 3;

5 R_1 is selected from the group consisting of:

$-R_4$,

$-X'-R_4$,

$-X'-Y'-R_4$,

$-X'-Y'-X'-Y'-R_4$, and

10 $-X'-R_5$;

R_3 is selected from the group consisting of:

$-Z'-R_4$,

$-Z'-X'-R_4$,

$-Z'-X'-Y'-R_4$,

15 $-Z'-X'-Y'-X'-Y'-R_4$, and

$-Z'-X'-R_5$;

m is 0 or 1, with the proviso that when m is 1 then p is 0 or 1;

20 X' is selected from the group consisting of alkylene, alkenylene, alkynylene, arylene, heteroarylene, and heterocyclylene, wherein the alkylene, alkenylene, and alkynylene groups can be optionally interrupted or terminated by arylene, heteroarylene or heterocyclylene and optionally interrupted by one or more -O- groups;

Y' is selected from the group consisting of:

-O-,

$-S(O)_{0-2}$ -,

25 $-S(O)_2-N(R_8)$ -,

$-C(R_6)$ -,

$-C(R_6)-O$ -,

$-O-C(R_6)$ -,

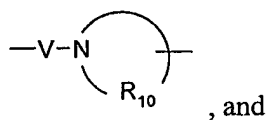
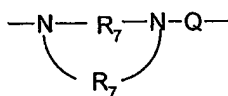
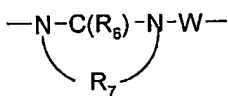
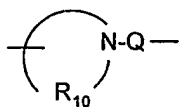
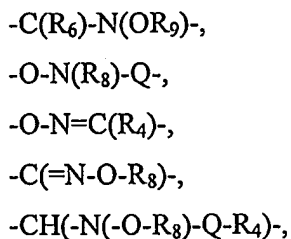
$-O-C(O)-O$ -,

30 $-N(R_8)-Q$ -,

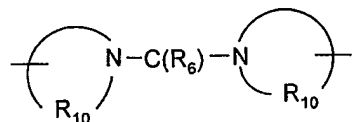
$-C(R_6)-N(R_8)$ -,

$-O-C(R_6)-N(R_8)$ -,

5



, and



10

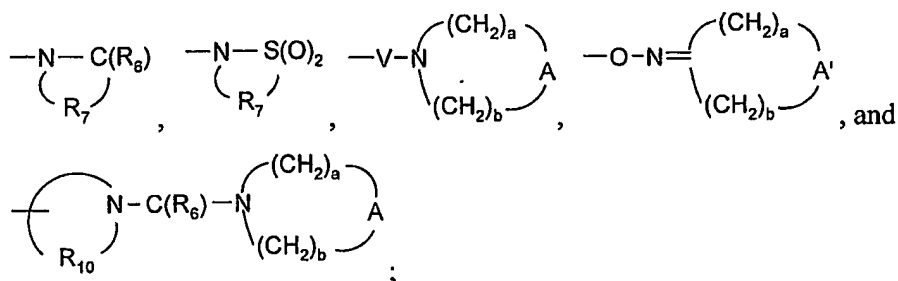
Z' is a bond or -O-;

15

R₄ is selected from the group consisting of hydrogen, alkyl, alkenyl, alkynyl, aryl, arylalkylenyl, aryloxyalkylenyl, alkylarylenyl, heteroaryl, heteroarylalkylenyl, heteroaryloxyalkylenyl, alkylheteroarylenyl, and heterocyclyl, wherein the alkyl, alkenyl, alkynyl, aryl, arylalkylenyl, aryloxyalkylenyl, alkylarylenyl, heteroaryl, heteroarylalkylenyl, heteroaryloxyalkylenyl, alkylheteroarylenyl, and heterocyclyl groups can be unsubstituted or substituted by one or more substituents independently selected from the group consisting of alkyl, alkoxy, hydroxyalkyl, haloalkyl, haloalkoxy, halogen, nitro, hydroxy, mercapto, cyano, aryl, aryloxy, arylalkyleneoxy, heteroaryl, heteroaryloxy, heteroarylalkyleneoxy, heterocyclyl, amino, alkylamino, dialkylamino, (dialkylamino)alkyleneoxy, and in the case of alkyl, alkenyl, alkynyl, and heterocyclyl, oxo;

20

R₅ is selected from the group consisting of:



R₆ is selected from the group consisting of =O and =S;

R₇ is C₂₋₇ alkylene;

5 R₈ is selected from the group consisting of hydrogen, C₁₋₁₀ alkyl, C₂₋₁₀ alkenyl, C₁₋₁₀ alkoxy-C₁₋₁₀ alkylenyl, hydroxy-C₁₋₁₀ alkylenyl, heteroaryl-C₁₋₁₀ alkylenyl, and aryl-C₁₋₁₀ alkylenyl;

R₉ is selected from the group consisting of hydrogen and alkyl;

R₁₀ is C₃₋₈ alkylene;

10 A is selected from the group consisting of -O-, -C(O)-, -S(O)₀₋₂-, -CH₂-, and -N(-Q-R₄)-;

A' is selected from the group consisting of -O-, -S(O)₀₋₂-, -N(-Q-R₄)-, and -CH₂-;

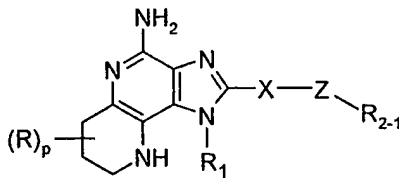
Q is selected from the group consisting of a bond, -C(R₆)-, -C(R₆)-C(R₆)-, -S(O)₂-, -C(R₆)-N(R₈)-W-, -S(O)₂-N(R₈)-, -C(R₆)-O-, -C(R₆)-S-, and -C(R₆)-N(OR₉)-;

15 V is selected from the group consisting of -C(R₆)-, -O-C(R₆)-, -N(R₈)-C(R₆)-, and -S(O)₂-;

W is selected from the group consisting of a bond, -C(O)-, and -S(O)₂-; and

a and b are independently integers from 1 to 6 with the proviso that a + b is ≤ 7; or a pharmaceutically acceptable salt thereof.

20 In another embodiment, the present invention provides a compound of Formula VI:



VI

wherein:

Z is selected from the group consisting of:

25 -C(=N-O-R_{2.2})- and



X is selected from the group consisting of a bond, C₁₋₄ alkylene and C₂₋₄ alkenylene;

R₂₋₁, R₂₋₂, and R₂₋₃ are independently selected from the group consisting of:

5 hydrogen,
 alkyl,
 alkenyl,
 aryl,
 arylalkylenyl,
10 heteroaryl,
 heteroarylalkylenyl,
 heterocyclyl,
 heterocyclylalkylenyl, and

 alkyl, alkenyl, aryl, arylalkylenyl, heteroaryl, heteroarylalkylenyl, heterocyclyl,
15 and heterocyclylalkylenyl, substituted by one or more substituents selected from the group
 consisting of:

 hydroxy,
 alkyl,
 haloalkyl,
20 hydroxyalkyl,
 alkoxy,
 dialkylamino,
 -S(O)₀₋₂-R₂₋₅,
 -NH-S(O)₂-R₂₋₅,
25 haloalkoxy,
 halogen,
 cyano,
 nitro,
 -N₃,
30 aryl,
 heteroaryl,
 heterocyclyl,

aryloxy,
 arylalkyleneoxy,
 -C(O)-O-alkyl,
 -C(O)-N(R₈)₂,
 5 -N(R₈)-C(O)-R₂₋₅,
 -NH-C(O)-NH-R₂₋₅,
 -NH-C(O)-NH₂
 -O-(CO)-alkyl, and
 -C(O)-alkyl;

10 with the proviso that R₂₋₂ is other than alkenyl wherein the carbon atom
 bonded to -O- is doubly bonded to another carbon atom;
 R₂₋₄ is selected from the group consisting of hydrogen, C₁₋₄alkyl, and phenyl;
 R₂₋₅ is selected from the group consisting of alkyl, aryl, arylalkylenyl, heteroaryl,
 and heteroarylalkylenyl, each of which is unsubstituted or substituted by one or more
 15 substituents selected from the group consisting of halogen, cyano, nitro, alkoxy,
 dialkylamino, alkylthio, haloalkyl, haloalkoxy, alkyl, and -N₃;

Y is selected from the group consisting of:

a bond,
 -C(R₆)-,
 20 -S(O)₂-,
 -S(O)₂-N(R₈)-,

$$-S(O)_2-N \begin{array}{c} \curvearrowright \\ R_{10} \end{array} ,$$

 -C(O)-O-,
 -C(R₆)-N(R₈)-,
 25 -C(O)-N(R₈)-S(O)₂-,
 -C(R₆)-N(R₈)-C(O)-,

$$-C(O)-N \begin{array}{c} \curvearrowright \\ R_{10} \end{array} ,$$

 -C(O)-C(O)-,
 -C(O)-C(O)-O-, and

$-C(=NH)-N(R_8)-$;

R is selected from the group consisting of:

halogen,

hydroxy,

5 alkyl,

alkenyl,

haloalkyl,

alkoxy,

alkylthio, and

10 $-N(R_9)_2$;

p is an integer from 0 to 3;

R_1 is selected from the group consisting of:

$-R_4$,

$-X'-R_4$,

15 $-X'-Y'-R_4$,

$-X'-Y'-X'-Y'-R_4$, and

$-X'-R_5$;

20 X' is selected from the group consisting of alkylene, alkenylene, alkynylene, arylene, heteroarylene, and heterocyclylene, wherein the alkylene, alkenylene, and alkynylene groups can be optionally interrupted or terminated by arylene, heteroarylene or heterocyclylene and optionally interrupted by one or more -O- groups;

Y' is selected from the group consisting of:

-O-,

$-S(O)_{0-2}-$,

25 $-S(O)_2-N(R_8)-$,

$-C(R_6)-$,

$-C(R_6)-O-$,

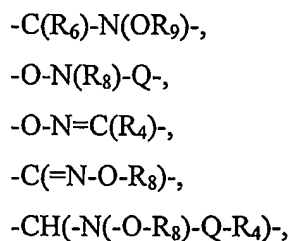
$-O-C(R_6)-$,

$-O-C(O)-O-$,

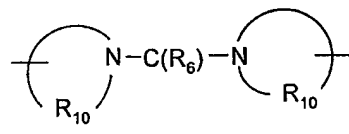
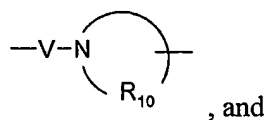
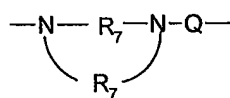
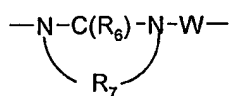
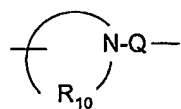
30 $-N(R_8)-Q-$,

$-C(R_6)-N(R_8)-$,

$-O-C(R_6)-N(R_8)-$,



5

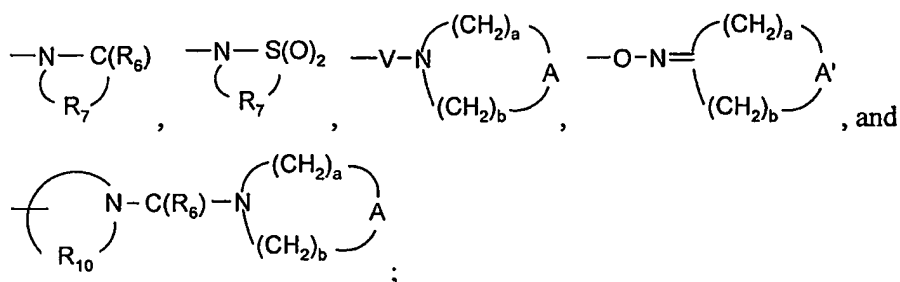


10

R_4 is selected from the group consisting of hydrogen, alkyl, alkenyl, alkynyl, aryl, arylalkylenyl, aryloxyalkylenyl, alkylarylenyl, heteroaryl, heteroarylalkylenyl, heteroaryloxyalkylenyl, alkylheteroarylenyl, and heterocyclyl, wherein the alkyl, alkenyl, alkynyl, aryl, arylalkylenyl, aryloxyalkylenyl, alkylarylenyl, heteroaryl, heteroarylalkylenyl, heteroaryloxyalkylenyl, alkylheteroarylenyl, and heterocyclyl groups can be unsubstituted or substituted by one or more substituents independently selected from the group consisting of alkyl, alkoxy, hydroxyalkyl, haloalkyl, haloalkoxy, halogen, nitro, hydroxy, mercapto, cyano, aryl, aryloxy, arylalkyleneoxy, heteroaryl, heteroaryloxy, heteroarylalkyleneoxy, heterocyclyl, amino, alkylamino, dialkylamino, (dialkylamino)alkyleneoxy, and in the case of alkyl, alkenyl, alkynyl, and heterocyclyl, oxo;

20

R_5 is selected from the group consisting of:



R_6 is selected from the group consisting of =O and =S;

R_7 is C_{2-7} alkylene;

5 R_8 is selected from the group consisting of hydrogen, C_{1-10} alkyl, C_{2-10} alkenyl, C_{1-10} alkoxy- C_{1-10} alkylenyl, hydroxy- C_{1-10} alkylenyl, heteroaryl- C_{1-10} alkylenyl, and aryl- C_{1-10} alkylenyl;

R_9 is selected from the group consisting of hydrogen and alkyl;

R_{10} is C_{3-8} alkylene;

10 A is selected from the group consisting of -O-, -C(O)-, -S(O)₀₋₂-, -CH₂-, and -N(-Q-R₄)-;

A' is selected from the group consisting of -O-, -S(O)₀₋₂-, -N(-Q-R₄)-, and -CH₂-;

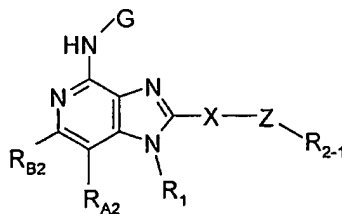
Q is selected from the group consisting of a bond, -C(R₆)-, -C(R₆)-C(R₆)-, -S(O)₂-, -C(R₆)-N(R₈)-W-, -S(O)₂-N(R₈)-, -C(R₆)-O-, -C(R₆)-S-, and -C(R₆)-N(OR₉)-;

15 V is selected from the group consisting of -C(R₆)-, -O-C(R₆)-, -N(R₈)-C(R₆)-, and -S(O)₂-;

W is selected from the group consisting of a bond, -C(O)-, and -S(O)₂-; and

a and b are independently integers from 1 to 6 with the proviso that $a + b \leq 7$; or a pharmaceutically acceptable salt thereof.

20 In another embodiment, the present invention provides a compound of Formula VII, which is a prodrug:



VII

wherein:

25 G is selected from the group consisting of:

-C(O)-R",
 α -aminoacyl,
 α -aminoacyl- α -aminoacyl,
 -C(O)-O-R",
 5 -C(O)-N(R''')R",
 -C(=NY₁)-R",
 -CH(OH)-C(O)-OY₁,
 -CH(OC₁₋₄ alkyl)Y₀,
 -CH₂Y₂, and
 10 -CH(CH₃)Y₂;

R" and R''' are independently selected from the group consisting of C₁₋₁₀ alkyl, C₃₋₇ cycloalkyl, phenyl, and benzyl, each of which may be unsubstituted or substituted by one or more substituents independently selected from the group consisting of halogen, hydroxy, nitro, cyano, carboxy, C₁₋₆ alkyl, C₁₋₄ alkoxy, aryl, heteroaryl, aryl-C₁₋₄ alkylenyl,

15 heteroaryl-C₁₋₄ alkylenyl, halo-C₁₋₄ alkylenyl, halo-C₁₋₄ alkoxy, -O-C(O)-CH₃, -C(O)-O-CH₃, -C(O)-NH₂, -O-CH₂-C(O)-NH₂, -NH₂, and -S(O)₂-NH₂, with the proviso that R''' can also be hydrogen;

α -aminoacyl is an α -aminoacyl group derived from an α -amino acid selected from the group consisting of racemic, D-, and L-amino acids;

20 Y₁ is selected from the group consisting of hydrogen, C₁₋₆ alkyl, and benzyl;

Y₀ is selected from the group consisting of C₁₋₆ alkyl, carboxy-C₁₋₆ alkylenyl, amino-C₁₋₄ alkylenyl, mono-N-C₁₋₆ alkylamino-C₁₋₄ alkylenyl, and di-N,N-C₁₋₆ alkylamino-C₁₋₄ alkylenyl;

25 Y₂ is selected from the group consisting of mono-N-C₁₋₆ alkylamino, di-N,N-C₁₋₆ alkylamino, morpholin-4-yl, piperidin-1-yl, pyrrolidin-1-yl, and 4-C₁₋₄ alkylpiperazin-1-yl;

R_{A2} and R_{B2} are each independently selected from the group consisting of:

hydrogen,
 halogen,
 30 alkyl,
 alkenyl,
 alkoxy,

alkylthio, and

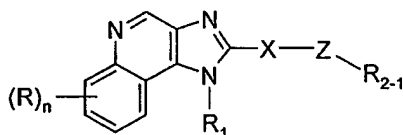
$-N(R_9)_2$;

or when taken together, R_{A2} and R_{B2} form a fused benzene ring or fused pyridine ring wherein the fused benzene ring or fused pyridine ring is unsubstituted or substituted
5 by one R_3 group, or one R_3 group and one R group, or one, two, three, or four R groups when on the fused benzene ring, or one, two, or three R groups when on the fused pyridine ring;

or when taken together, R_{A2} and R_{B2} form a fused cyclohexene ring or a fused tetrahydropyridine ring, wherein the fused cyclohexene or tetrahydropyridine ring is
10 unsubstituted or substituted by one or more R groups; and

X, Z, R_{2-1} , R_1 , R, and R_3 are defined as in Formula III above;
or a pharmaceutically acceptable salt thereof.

In one embodiment, the present invention provides an intermediate compound of
Formula VIII:

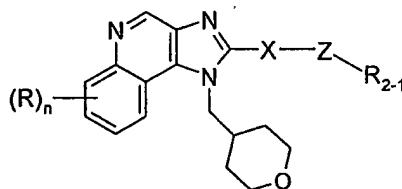


15

VIII

wherein X, Z, R_{2-1} , R_1 , R, and n are defined as in Formula III above;
or a pharmaceutically acceptable salt thereof.

In one embodiment of Formula VIII, R_1 is preferably tetrahydro-2H-pyran-4-ylmethyl as shown in Formula VIIIa:
20



VIIIa

which compound or pharmaceutically acceptable salt thereof has been found to
induce cytokine biosynthesis as described herein for compounds or salts of Formulas I-
25 VII.

Herein, "non-interfering" means that the ability of the compound or salt, which includes a non-interfering substituent, to modulate the biosynthesis of one or more cytokines is not destroyed by the non-interfering substituent. For certain embodiments, R'" is a non-interfering substituent. Illustrative non-interfering R' groups include those described above for R₁. Illustrative non-interfering R'" groups include those described above for R and R₃.

As used herein, the terms "alkyl", "alkenyl", "alkynyl" and the prefix "alk-" are inclusive of both straight chain and branched chain groups and of cyclic groups, e.g., cycloalkyl and cycloalkenyl. Unless otherwise specified, these groups contain from 1 to 20 carbon atoms, with alkenyl groups containing from 2 to 20 carbon atoms, and alkynyl groups containing from 2 to 20 carbon atoms. In some embodiments, these groups have a total of up to 10 carbon atoms, up to 8 carbon atoms, up to 6 carbon atoms, or up to 4 carbon atoms. Cyclic groups can be monocyclic or polycyclic and preferably have from 3 to 10 ring carbon atoms. Exemplary cyclic groups include cyclopropyl, cyclopropylmethyl, cyclobutyl, cyclobutylmethyl, cyclopentyl, cyclopentylmethyl, cyclohexyl, cyclohexylmethyl, adamantyl, and substituted and unsubstituted bornyl, norbornyl, and norbornenyl.

Unless otherwise specified, "alkylene", "alkenylene", and "alkynylene" are the divalent forms of the "alkyl", "alkenyl", and "alkynyl" groups defined above. The terms, "alkylenyl", "alkenylenyl", and "alkynylenyl" are used when "alkylene", "alkenylene", and "alkynylene", respectively, are substituted. For example, an arylalkylenyl group comprises an alkylene moiety to which an aryl group is attached.

The term "haloalkyl" is inclusive of groups that are substituted by one or more halogen atoms, including perfluorinated groups. This is also true of other groups that include the prefix "halo-." Examples of suitable haloalkyl groups are chloromethyl, trifluoromethyl, and the like.

The term "aryl" as used herein includes carbocyclic aromatic rings or ring systems. Examples of aryl groups include phenyl, naphthyl, biphenyl, fluorenyl and indenyl.

Unless otherwise indicated, the term "heteroatom" refers to the atoms O, S, or N.

The term "heteroaryl" includes aromatic rings or ring systems that contain at least one ring heteroatom (e.g., O, S, N). In some embodiments, the term "heteroaryl" includes a ring or ring system that contains 2-12 carbon atoms, 1-3 rings, 1-4 heteroatoms, and O,

S, and N as the heteroatoms. Exemplary heteroaryl groups include furyl, thienyl, pyridyl, quinolinyl, isoquinolinyl, indolyl, isoindolyl, triazolyl, pyrrolyl, tetrazolyl, imidazolyl, pyrazolyl, oxazolyl, thiazolyl, benzofuranyl, benzothiophenyl, carbazolyl, benzoxazolyl, pyrimidinyl, benzimidazolyl, quinoxalyl, benzothiazolyl, naphthyridinyl, isoxazolyl, isothiazolyl, purinyl, quinazolinyl, pyrazinyl, 1-oxidopyridyl, pyridazinyl, triazinyl, tetrazinyl, oxadiazolyl, thiadiazolyl, and so on.

The term "heterocyclyl" includes non-aromatic rings or ring systems that contain at least one ring heteroatom (e.g., O, S, N) and includes all of the fully saturated and partially unsaturated derivatives of the above mentioned heteroaryl groups. In some embodiments, the term "heterocyclyl" includes a ring or ring system that contains 2-12 carbon atoms, 1-3 rings, 1-4 heteroatoms, and O, S, and N as the heteroatoms. Exemplary heterocyclyl groups include pyrrolidinyl, tetrahydrofuranyl, morpholinyl, thiomorpholinyl, 1,1-dioxothiomorpholinyl, piperidinyl, piperazinyl, thiazolidinyl, imidazolidinyl, isothiazolidinyl, tetrahydropyranyl, quinuclidinyl, homopiperidinyl (azepanyl), 1,4-oxazepanyl, homopiperazinyl (diazepanyl), 1,3-dioxolanyl, aziridinyl, azetidyl, dihydroisoquinolin-(1*H*)-yl, octahydroisoquinolin-(1*H*)-yl, dihydroquinolin-(2*H*)-yl, octahydroquinolin-(2*H*)-yl, dihydro-1*H*-imidazolyl, 3-azabicyclo[3.2.2]non-3-yl, and the like.

The term "heterocyclyl" includes bicyclic and tricyclic heterocyclic ring systems. Such ring systems include fused and/or bridged rings and spiro rings. Fused rings can include, in addition to a saturated or partially saturated ring, an aromatic ring, for example, a benzene ring. Spiro rings include two rings joined by one spiro atom and three rings joined by two spiro atoms.

When "heterocyclyl" contains a nitrogen atom, the point of attachment of the heterocyclyl group may be the nitrogen atom.

The terms "arylene", "heteroarylene", and "heterocyclylene" are the divalent forms of the "aryl", "heteroaryl", and "heterocyclyl" groups defined above. The terms, "arylenyl", "heteroarylenyl", and "heterocyclenyl" are used when "arylene", "heteroarylene", and "heterocyclylene", respectively, are substituted. For example, an alkylarylenyl group comprises an arylene moiety to which an alkyl group is attached.

When a group (or substituent or variable) is present more than once in any Formula described herein, each group (or substituent or variable) is independently selected, whether

explicitly stated or not. For example, for the formula $-N(R_8)-C(O)-N(R_8)-$ each R_8 group is independently selected. In another example, when an R_1 and an R_3 group both contain an R_4 group, each R_4 group is independently selected. In a further example, when more than one Y' group is present and each Y' group contains one or more R_8 groups, then each

5 Y' group is independently selected, and each R_8 group is independently selected.

The invention is inclusive of the compounds described herein in any of their pharmaceutically acceptable forms, including isomers (e.g., diastereomers and enantiomers), salts, solvates, polymorphs, prodrugs, and the like. In particular, if a compound is optically active, the invention specifically includes each of the compound's

10 enantiomers as well as racemic mixtures of the enantiomers. It should be understood that the term "compound" includes any or all of such forms, whether explicitly stated or not (although at times, "salts" are explicitly stated).

The term "prodrug" means a compound that can be transformed in vivo to yield an immune response modifying compound, including any of the salt, solvated, polymorphic, or isomeric forms described above. The prodrug, itself, may be an immune response

15 modifying compound, including any of the salt, solvated, polymorphic, or isomeric forms described above. The transformation may occur by various mechanisms, such as through a chemical (e.g., solvolysis or hydrolysis, for example, in the blood) or enzymatic biotransformation. A discussion of the use of prodrugs is provided by T. Higuchi and W. Stella, "Pro-drugs as Novel Delivery Systems," Vol. 14 of the A. C. S. Symposium Series, and in *Bioreversible Carriers in Drug Design*, ed. Edward B. Roche, American

20 Pharmaceutical Association and Pergamon Press, 1987.

For any of the compounds presented herein, each one of the following variables (e.g., Z, X, Y, Y' , R_{A1} , R_{B1} , R, R_1 , R_{2-1} , R_3 , Q, G, n, and so on) in any of its embodiments

25 can be combined with any one or more of the other variables in any of their embodiments and associated with any one of the formulas described herein, as would be understood by one of skill in the art. Each of the resulting combinations of variables is an embodiment of the present invention.

30 For certain embodiments of Formula I, R''' is a non-interfering substituent.

For certain embodiments of Formula I, the one or more R''' groups are one R_3 group, or one R_3 group and one R group, or one, two, three, or four R groups when on the


fused benzene ring, or one, two, or three R groups when on the fused pyridine ring; wherein R₃ is selected from the group consisting of -Z'-R₄, -Z'-X'-R₄, -Z'-X'-Y'-R₄, -Z'-X'-Y'-X'-Y'-R₄, and -Z'-X'-R₅.

For certain embodiments of Formula I or VII, R_A and R_B or R_{A2} and R_{B2},
 5 respectively, are each independently selected from the group consisting of hydrogen, halogen, alkyl, alkenyl, alkoxy, alkylthio, and -N(R₉)₂. For certain embodiments, R_A and R_B or R_{A2} and R_{B2} are each independently selected from the group consisting of hydrogen and alkyl. For certain embodiments, R_A and R_B or R_{A2} and R_{B2} are both methyl.


For certain embodiments of Formula I, R_A and R_B are taken together to form a
 10 fused benzene ring wherein the benzene ring is unsubstituted or substituted by one or more R''' groups. In certain of these embodiments, the fused benzene ring is substituted by one or two R''' groups. In certain of these embodiments, the one or two R''' groups are one R₃ group, or one R₃ group and one R group. In certain of these embodiments, the fused benzene ring is unsubstituted.

For certain embodiments of Formula VII, R_{A2} and R_{B2} are taken together to form a
 15 fused benzene ring wherein the benzene ring is unsubstituted or substituted by one R₃ group, or one R₃ group and one R group. In certain of these embodiments, the fused benzene ring is unsubstituted.

For certain embodiments of Formula I, R_A and R_B are taken together to form a
 20 fused pyridine ring wherein the pyridine ring is unsubstituted or substituted by one or more R''' groups. In certain of these embodiments, the fused pyridine ring is substituted by one or two R''' groups. In certain of these embodiments, the one or two R''' groups are one R₃ group, or one R₃ group and one R group. In certain of these embodiments, the fused


pyridine ring is , wherein the highlighted bond is the position where the ring is
 25 fused. In certain of these embodiments, the fused pyridine ring is unsubstituted.

For certain embodiments of Formula VII, R_{A2} and R_{B2} are taken together to form a
 fused pyridine ring wherein the pyridine ring is unsubstituted or substituted by one R₃
 group, or one R₃ group and one R group. In certain of these embodiments, the fused

pyridine ring is , wherein the highlighted bond is the position where the ring is
 30 fused. In certain of these embodiments, the fused pyridine ring is unsubstituted.

For certain embodiments of Formula I or VII, R_A and R_B or R_{A2} and R_{B2} , respectively, are taken together to form a fused cyclohexene ring wherein the fused cyclohexene ring is unsubstituted or substituted by one or more R groups. The double bond in the cyclohexene ring is the position where the ring is fused. In certain of these
 5 embodiments, the fused cyclohexene ring is unsubstituted.

For certain embodiments of Formula I or VII, R_A and R_B or R_{A2} and R_{B2} , respectively, are taken together to form a fused tetrahydropyridine ring, wherein the fused tetrahydropyridine ring is unsubstituted or substituted by one or more R groups. The double bond in the tetrahydropyridine ring is the position where the ring is fused. In

10 certain of these embodiments, the tetrahydropyridine ring is , wherein the highlighted bond indicates the position where the ring is fused. In certain of these embodiments, the fused tetrahydropyridine ring is unsubstituted.

For certain embodiments of Formula I, R' is hydrogen or a non-interfering substituent.

15 For certain embodiments of Formula I, R' is a non-interfering substituent.

For certain embodiments of Formula I, R' is R_1 ; wherein R_1 is selected from the group consisting of $-R_4$, $-X'-R_4$, $-X'-Y'-R_4$, $-X'-Y'-X'-Y'-R_4$, and $-X'-R_5$.

For certain embodiments of Formula II, R_{A1} and R_{B1} are each independently selected from the group consisting of hydrogen, halogen, alkyl, alkenyl, alkoxy, alkylthio,
 20 and $-N(R_9)_2$.

For certain embodiments of Formula II, R_{A1} and R_{B1} are each independently selected from the group consisting of hydrogen and alkyl. For certain of these embodiments, R_{A1} and R_{B1} are both methyl.

For certain embodiments of Formulas I, III VI, V, VI, VII, or VIII, R is halogen or
 25 hydroxy.

For certain embodiments of Formulas III, V, or VIII, R is bromine.

For certain embodiments of Formulas III, IV or VIII, n is 0.

For certain embodiments of Formula V or VI, p is 0.

For certain embodiments, including any one of the above embodiments wherein R_3
 30 is present, R_3 is benzyloxy.

For certain embodiments, including any one of the above embodiments wherein R_3 is present, except where R_3 is benzyloxy, R_3 is selected from the group consisting of phenyl, pyridin-3-yl, pyridin-4-yl, 5-(hydroxymethyl)pyridin-3-yl, 2-ethoxyphenyl, 3-(morpholine-4-carbonyl)phenyl, and 3-(*N,N*-dimethylaminocarbonyl)phenyl.

5 For certain embodiments, including any one of the above embodiments of Formulas III or V wherein this definition is not excluded, m is 0.

For certain embodiments, including any one of the above embodiments, Z is selected from the group consisting of $-C(=N-O-R_{2.2})-$ and $-C(R_{2.4})(-N(-OR_{2.2})-Y-R_{2.3})-$.

10 For certain embodiments, including any one of the above embodiments, Z is $-C(=N-O-R_{2.2})-$.

For certain embodiments, including any one of the above embodiments except where Z is $-C(=N-O-R_{2.2})-$, Z is $-C(R_{2.4})(-N(-OR_{2.2})-Y-R_{2.3})-$. For certain of these embodiments, $R_{2.4}$ is hydrogen. For certain of these embodiments, Y is a bond. For certain of these embodiments, $R_{2.3}$ is selected from the group consisting of hydrogen and
15 alkyl. Alternatively, Y is selected from the group consisting of $-C(O)-$, $-S(O)_2-$, and $-C(O)-NH-$. For certain of these embodiments, $R_{2.3}$ is alkyl.

For certain embodiments, including any one of the above embodiments, $R_{2.2}$ is selected from the group consisting of hydrogen, alkyl, arylalkylenyl, and heteroarylalkylenyl. For certain of these embodiments, $R_{2.2}$ is hydrogen, $C_{1.4}$ alkyl,
20 benzyl, or pyridin-2-ylmethyl.

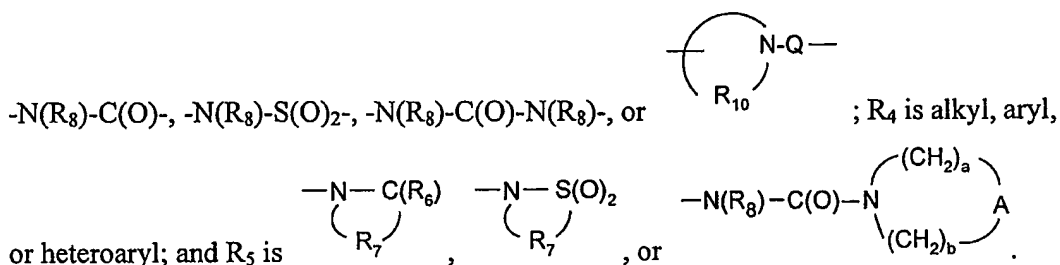
For certain embodiments, including any one of the above embodiments, $R_{2.1}$ is selected from the group consisting of hydrogen, alkyl, and aryl. For certain of these embodiments, $R_{2.1}$ is hydrogen, $C_{1.4}$ alkyl, or phenyl.

25 For certain embodiments, including any one of the above embodiments, X is a bond or $C_{1.4}$ alkylene. For certain of these embodiments, X is a bond, methylene, or ethylene.

For certain embodiments, including any one of the above embodiments wherein R_1 is present, R_1 is selected from the group consisting of $-R_4$, $-X'-R_4$, $-X'-Y'-R_4$, $-X'-Y'-X'-Y'-R_4$, and $-X'-R_5$.

30 For certain embodiments, including any one of the above embodiments wherein R_1 is present, R_1 is selected from the group consisting of alkyl, arylalkylenyl, aryloxyalkylenyl, hydroxyalkyl, dihydroxyalkyl, alkylsulfonylalkylenyl, $-X'-Y'-R_4$, $-X'-R_5$,

and heterocyclalkylenyl; wherein the heterocycl of the heterocyclalkylenyl group is optionally substituted by one or more alkyl groups; wherein X' is alkylene; Y' is



5 For certain embodiments, including any one of the above embodiments, R₁ is selected from the group consisting of 2-hydroxy-2-methylpropyl, 2-methylpropyl, propyl, ethyl, methyl, 2,3-dihydroxypropyl, 2-phenoxyethyl, 4-[(methylsulfonyl)amino]butyl, 2-methyl-2-[(methylsulfonyl)amino]propyl, 2-(acetylamino)-2-methylpropyl, 2-
 10 4-[(isopropylamino)carbonyl]amino}-2-methylpropyl, 4-[(isopropylamino)carbonyl]amino}butyl, 4-(1,1-dioxidoisothiazolidin-2-yl)butyl, tetrahydro-2*H*-pyran-4-ylmethyl, and (2,2-dimethyl-1,3-dioxolan-4-yl)methyl. For certain of these embodiments, R₁ is tetrahydro-2*H*-pyran-4-ylmethyl.

For certain embodiments, including any one of the above embodiments, except where this definition is excluded, R₁ is selected from the group consisting of (1-
 15 hydroxycyclobutyl)methyl, (1-hydroxycyclopentyl)methyl, and (1-hydroxycyclohexyl)methyl. For certain of these embodiments, R₁ is (1-hydroxycyclobutyl)methyl.

For certain embodiments, R is selected from the group consisting of halogen, hydroxy, alkyl, alkenyl, haloalkyl, alkoxy, alkylthio, and -N(R₉)₂.

20 For certain embodiments, R is selected from the group consisting of alkyl, alkoxy, hydroxy, halogen, and trifluoromethyl.

For certain embodiments, R is halogen or hydroxy.

For certain embodiments, R is bromine.

For certain embodiments, R₂₋₁, R₂₋₂, and R₂₋₃ are independently selected from the
 25 group consisting of hydrogen, alkyl, alkenyl, aryl, arylalkylenyl, heteroaryl, heteroarylalkylenyl, heterocycl, heterocyclalkylenyl, and alkyl, alkenyl, aryl, arylalkylenyl, heteroaryl, heteroarylalkylenyl, heterocycl, or heterocyclalkylenyl, substituted by one or more substituents selected from the group consisting of hydroxy, alkyl, haloalkyl, hydroxyalkyl, alkoxy, dialkylamino, -S(O)₀₋₂-R₂₋₅, -NH-S(O)₂-R₂₋₅,

haloalkoxy, halogen, cyano, nitro, -N₃, aryl, heteroaryl, heterocyclyl, aryloxy, arylalkyleneoxy, -C(O)-O-alkyl, -C(O)-N(R₈)₂, -N(R₈)-C(O)-R₂₋₅, -NH-C(O)-NH-R₂₋₅, -NH-C(O)-NH₂, -O-(CO)-alkyl, and -C(O)-alkyl; with the proviso that R₂₋₂ is other than alkenyl wherein the carbon atom bonded to -O- is doubly bonded to another carbon atom;

5 For certain embodiments, R₂₋₁ is selected from the group consisting of hydrogen, alkyl, and aryl.

For certain embodiments, R₂₋₁ is hydrogen, C₁₋₄ alkyl, or phenyl.

For certain embodiments, R₂₋₁ is hydrogen.

10 For certain embodiments, R₂₋₂ is selected from the group consisting of hydrogen, alkyl, arylalkylenyl, and heteroarylalkylenyl.

For certain embodiments, R₂₋₂ is hydrogen, C₁₋₄ alkyl, benzyl, or pyridin-2-ylmethyl.

For certain embodiments, R₂₋₂ is C₁₋₁₀ alkyl.

For certain embodiments, R₂₋₂ is methyl.

15 For certain embodiments, R₂₋₂ is hydrogen.

For certain embodiments, R₂₋₃ is selected from the group consisting of hydrogen and alkyl.

For certain embodiments, R₂₋₃ is alkyl.

For certain embodiments, R₂₋₃ is hydrogen or methyl.

20 For certain embodiments, R₂₋₄ is selected from the group consisting of hydrogen, C₁₋₄alkyl, and phenyl.

For certain embodiments, R₂₋₄ is hydrogen.

25 For certain embodiments, R₂₋₅ is selected from the group consisting of alkyl, aryl, arylalkylenyl, heteroaryl, and heteroarylalkylenyl, each of which is unsubstituted or substituted by one or more substituents selected from the group consisting of halogen, cyano, nitro, alkoxy, dialkylamino, alkylthio, haloalkyl, haloalkoxy, alkyl, and -N₃.

For certain embodiments, R₂₋₅ is hydrogen or alkyl.

For certain embodiments, R₂₋₅ is hydrogen or C₁₋₄ alkyl.

30 For certain embodiments, R₃ is selected from the group consisting of -Z'-R₄, -Z'-X'-R₄, -Z'-X'-Y'-R₄, -Z'-X'-Y'-X'-Y'-R₄, and -Z'-X'-R₅.

For certain embodiments, R₃ is selected from the group consisting of -Z'-R₄, -Z'-X'-Y'-R₄, and -Z'-X'-R₅.

For certain embodiments, R₃ is -Z'-R₄.

For certain embodiments, R₃ is -Z'-X'-Y'-R₄.

For certain embodiments, R₃ is -Z'-X'-R₅.

For certain embodiments, R₃ is selected from the group consisting of phenyl,
 5 pyridin-3-yl, pyridin-4-yl, 5-(hydroxymethyl)pyridin-3-yl, 2-ethoxyphenyl, 3-
 (morpholine-4-carbonyl)phenyl, and 3-(*N,N*-dimethylaminocarbonyl)phenyl.

For certain embodiments, including any of the above embodiments where R₃ is present, -R₃ is at the 7-position.

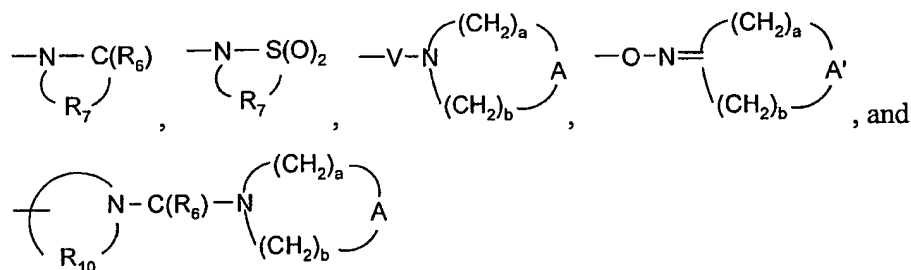
For certain embodiments, R₄ is selected from the group consisting of hydrogen,
 10 alkyl, alkenyl, alkynyl, aryl, arylalkylenyl, aryloxyalkylenyl, alkylarylenyl, heteroaryl,
 heteroarylalkylenyl, heteroaryloxyalkylenyl, alkylheteroarylenyl, and heterocyclyl
 wherein the alkyl, alkenyl, alkynyl, aryl, arylalkylenyl, aryloxyalkylenyl, alkylarylenyl,
 heteroaryl, heteroarylalkylenyl, heteroaryloxyalkylenyl, alkylheteroarylenyl, and
 heterocyclyl groups can be unsubstituted or substituted by one or more substituents
 15 independently selected from the group consisting of alkyl, alkoxy, hydroxyalkyl,
 haloalkyl, haloalkoxy, halogen, nitro, hydroxy, mercapto, cyano, aryl, aryloxy,
 arylalkyleneoxy, heteroaryl, heteroaryloxy, heteroarylalkyleneoxy, heterocyclyl, amino,
 alkylamino, dialkylamino, (dialkylamino)alkyleneoxy, and in the case of alkyl, alkenyl,
 alkynyl, and heterocyclyl, oxo.

20 For certain embodiments, R₄ is alkyl, aryl, or heteroaryl.

For certain embodiments, R₄ is hydrogen or alkyl.

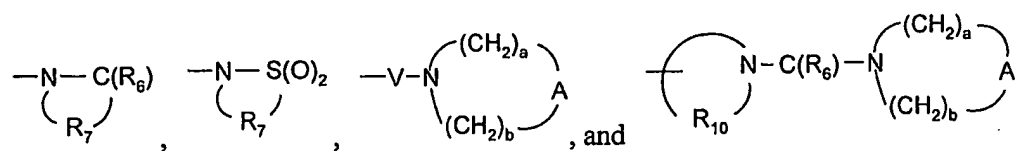
For certain embodiments, R₄ is C₁₋₄ alkyl.

For certain embodiments, R₅ is selected from the group consisting of:

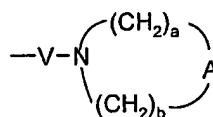
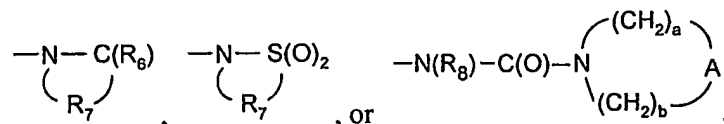


25

For certain embodiments, R₅ is selected from the group consisting of:



For certain embodiments, R₅ is



For certain embodiments, R₅ is wherein V is -C(O)-, and A is

5 -O-

For certain embodiments, R₆ is selected from the group consisting of =O and =S.

For certain embodiments, R₆ is =O.

For certain embodiments, R₇ is C₂₋₇ alkylene.

For certain embodiments, R₇ is C₂₋₄ alkylene.

10 For certain embodiments, R₈ is selected from the group consisting of hydrogen, C₁₋₁₀ alkyl, C₂₋₁₀ alkenyl, C₁₋₁₀ alkoxy-C₁₋₁₀ alkylenyl, hydroxy-C₁₋₁₀ alkylenyl, heteroaryl-C₁₋₁₀ alkylenyl, and aryl-C₁₋₁₀ alkylenyl.

For certain embodiments, R₈ is selected from the group consisting of hydrogen, C₁₋₄ alkyl, and C₁₋₄ alkoxyC₁₋₄ alkylenyl.

15 For certain embodiments, R₈ is hydrogen or C₁₋₄ alkyl.

For certain embodiments, R₈ is hydrogen.

For certain embodiments, R₉ is selected from the group consisting of hydrogen and alkyl.

For certain embodiments, R₁₀ is C₃₋₈ alkylene.

20 For certain embodiments, R₁₀ is C₄₋₆ alkylene.

For certain embodiments, A is selected from the group consisting of -O-, -C(O)-, -S(O)₀₋₂-, -CH₂-, and -N(-Q-R₄)-

For certain embodiments, A is -O-, -CH₂-, or -S(O)₂-.

For certain embodiments, A is -O- or -S(O)₂-.

25 For certain embodiments, A is -O-.

For certain embodiments, A' is selected from the group consisting of -O-, -S(O)₀₋₂-, -N(-Q-R₄)-, and -CH₂-.

In certain embodiments, A' is selected from the group consisting of -CH₂-, -S(O)₂-, and -O-.

In certain embodiments, A' is -N(-Q-R₄)-

In certain embodiments, A' is -CH₂-.

5 In certain embodiments, A' is -O-.

For certain embodiments, including any one of the above embodiments of Formula VII, G is selected from the group consisting of -C(O)-R", α -aminoacyl, α -aminoacyl- α -aminoacyl, -C(O)-O-R", -C(O)-N(R''''R)", -C(=NY₁)-R", -CH(OH)-C(O)-OY₁, -CH(OC₁₋₄ alkyl)Y₀, -CH₂Y₂, and -CH(CH₃)Y₂. For certain of these embodiments, R" and R'''' are independently selected from the group consisting of C₁₋₁₀ alkyl, C₃₋₇ cycloalkyl, 10 phenyl, and benzyl, each of which may be unsubstituted or substituted by one or more substituents independently selected from the group consisting of halogen, hydroxy, nitro, cyano, carboxy, C₁₋₆ alkyl, C₁₋₄ alkoxy, aryl, heteroaryl, aryl-C₁₋₄ alkylenyl, heteroaryl-C₁₋₄ alkylenyl, halo-C₁₋₄ alkylenyl, halo-C₁₋₄ alkoxy, -O-C(O)-CH₃, 15 -C(O)-O-CH₃, -C(O)-NH₂, -O-CH₂-C(O)-NH₂, -NH₂, and -S(O)₂-NH₂, with the proviso that R'''' can also be hydrogen; α -aminoacyl is an α -aminoacyl group derived from an α -amino acid selected from the group consisting of racemic, D-, and L-amino acids; Y₁ is selected from the group consisting of hydrogen, C₁₋₆ alkyl, and benzyl; Y₀ is selected from the group consisting of C₁₋₆ alkyl, carboxy-C₁₋₆ alkylenyl, amino-C₁₋₄ alkylenyl, 20 mono-*N*-C₁₋₆ alkylamino-C₁₋₄ alkylenyl, and di-*N,N*-C₁₋₆ alkylamino-C₁₋₄ alkylenyl; and Y₂ is selected from the group consisting of mono-*N*-C₁₋₆ alkylamino, di-*N,N*-C₁₋₆ alkylamino, morpholin-4-yl, piperidin-1-yl, pyrrolidin-1-yl, and 4-C₁₋₄ alkylpiperazin-1-yl.

For certain embodiments, including any one of the above embodiments of Formula 25 VII, G is selected from the group consisting of -C(O)-R", α -aminoacyl, and -C(O)-O-R".

For certain embodiments, including any one of the above embodiments of Formula VII, G is selected from the group consisting of -C(O)-R", α -amino-C₂₋₁₁ acyl, and -C(O)-O-R". α -Amino-C₂₋₁₁ acyl includes α -amino acids containing a total of at least 2 carbon atoms and a total of up to 11 carbon atoms, and may also include one or more 30 heteroatoms selected from the group consisting of O, S, and N. For certain of these embodiments, R" contains one to ten carbon atoms.

For certain embodiments, including any one of the above embodiments which include an α -aminoacyl group, α -aminoacyl is an α -aminoacyl group derived from a naturally occurring α -amino acid selected from the group consisting of racemic, D-, and L-amino acids.

5 For certain embodiments, including any one of the above embodiments which include an α -aminoacyl group, α -aminoacyl is an α -aminoacyl group derived from an α -amino acid found in proteins, wherein the the α -amino acid is selected from the group consisting of racemic, D-, and L-amino acids.

In certain embodiments, Q is selected from the group consisting of a bond, -C(R₆)-, -C(R₆)-C(R₆)-, -S(O)₂-, -C(R₆)-N(R₈)-W-, -S(O)₂-N(R₈)-, -C(R₆)-O-, -C(R₆)-S-, and -C(R₆)-N(OR₉)-.

In certain embodiments, Q is selected from the group consisting of a bond, -C(O)-, -S(O)₂-, and -C(R₆)-N(R₈)-.

In certain embodiments, Q is -C(O)-.

15 In certain embodiments, V is selected from the group consisting of -C(R₆)-, -O-C(R₆)-, -N(R₈)-C(R₆)-, and -S(O)₂-.

In certain embodiments, V is selected from the group consisting of -C(O)- and -N(R₈)-C(O)-.

In certain embodiments, V is -C(O)-.

20 In certain embodiments, W is selected from the group consisting of a bond, -C(O)-, and -S(O)₂-.

In certain embodiments, W is a bond.

For certain embodiments, X is selected from the group consisting of a bond, C₁₋₄ alkylene and C₂₋₄ alkenylene.

25 For certain embodiments, X is a bond or C₁₋₄ alkylene.

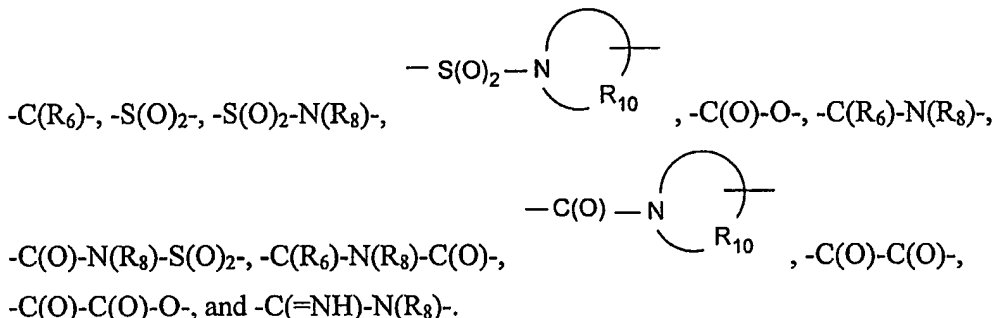
For certain embodiments, X is a bond, methylene, or ethylene.

In certain embodiments, X' is selected from the group consisting of alkylene, alkenylene, alkynylene, arylene, heteroarylene, and heterocyclylene, wherein the alkylene, alkenylene, and alkynylene groups can be optionally interrupted or terminated by arylene, heteroarylene or heterocyclylene and optionally interrupted by one or more -O- groups.

30 In certain embodiments, X' is alkylene.

In certain embodiments, X' is phenylene.

In certain embodiments, Y is selected from the group consisting of a bond,

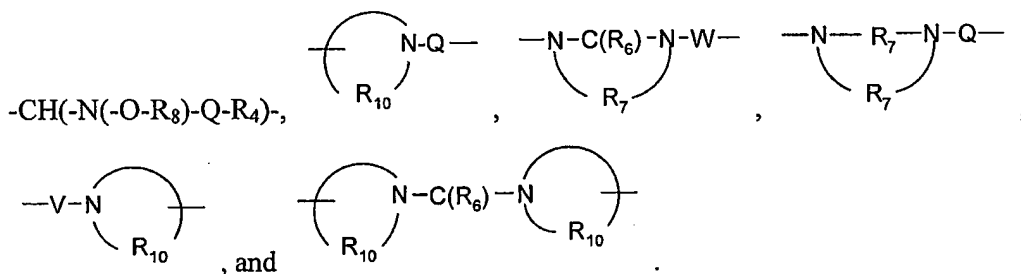


5 In certain embodiments, Y is selected from the group consisting of $-C(O)-$, $-S(O)_2-$, $-S(O)_2-N(R_8)-$, $-C(O)-O-$, and $-C(O)-N(R_8)-$.

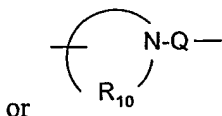
In certain embodiments, Y is selected from the group consisting of $-C(O)-$, $-S(O)_2-$, and $-C(O)-N(H)-$.

In certain embodiments, Y is a bond.

10 In certain embodiments, Y' is selected from the group consisting of $-O-$, $-S(O)_{0-2}$, $-S(O)_2-N(R_8)-$, $-C(R_6)-$, $-C(R_6)-O-$, $-O-C(R_6)-$, $-O-C(O)-O-$, $-N(R_8)-Q-$, $-C(R_6)-N(R_8)-$, $-O-C(R_6)-N(R_8)-$, $-C(R_6)-N(OR_9)-$, $-O-N(R_8)-Q-$, $-O-N=C(R_4)-$, $-C(=N-O-R_8)-$,



15 In certain embodiments, Y' is $-N(R_8)-C(O)-$, $-N(R_8)-S(O)_2-$, $-N(R_8)-C(O)-N(R_8)-$,



In certain embodiments, Z' is a bond or $-O-$.

In certain embodiments, Z' is a bond.

In certain embodiments, Z' is $-O-$.

20 In certain embodiments, a and b are independently integers from 1 to 6 with the proviso that $a + b \leq 7$.

In certain embodiments, a and b are each 2.

In certain embodiments, n is an integer form 0 to 4.

In certain embodiments, n is 0 or 1.

In certain embodiments, n is 0.

In certain embodiments, p is an integer from 0 to 3.

In certain embodiments, p is 0 or 1.

5 In certain embodiments, p is 0.

In certain embodiments, m is 0 or 1; with the proviso that when m is 1, then n is 0 or 1.

In certain embodiments, m is 0 or 1; with the proviso that when m is 1, then p is 0 or 1.

10 In certain embodiments, m is 0.

In certain embodiments, m is 1.

For certain embodiments, the present invention provides a pharmaceutical composition comprising a therapeutically effective amount of a compound or salt of any one of the above embodiments of Formulas I, II, III, IV, V, VI, VII, and VIIIa, and a pharmaceutically acceptable carrier.

For certain embodiments, the present invention provides a method of inducing cytokine biosynthesis in an animal comprising administering an effective amount of a compound or salt of any one of the above embodiments of Formulas I, II, III, IV, V, VI, VII, and VIIIa, or a pharmaceutical composition comprising an effective amount of a compound or salt of any one of the above embodiments of Formulas I, II, III, IV, V, VI, VII, and VIIIa to the animal. For certain of these embodiments, the cytokine is selected from the group consisting of IFN- α , TNF- α , IL-6, IL-10, and IL-12. For certain of these embodiments, the cytokine is IFN- α or TNF- α . For certain of these embodiments, the cytokine is IFN- α .

For certain embodiments, the present invention provides a method of treating a viral disease in an animal comprising administering a therapeutically effective amount of a compound or salt of any one of the above embodiments of Formulas I, II, III, IV, V, VI, VII, and VIIIa, or a pharmaceutical composition comprising a therapeutically effective amount of a compound or salt of any one of the above embodiments of Formulas I, II, III, IV, V, VI, VII, and VIIIa to the animal.

For certain embodiments, the present invention provides a method of treating a neoplastic disease in an animal comprising administering a therapeutically effective

amount of a compound or salt of any one of the above embodiments of Formulas I, II, III, IV, V, VI, VII, and VIIIa, or a pharmaceutical composition comprising a therapeutically effective amount of a compound or salt of any one of the above embodiments of Formulas I, II, III, IV, V, VI, VII, and VIIIa to the animal.

5

Preparation of the Compounds

Compounds of the invention may be synthesized by synthetic routes that include processes analogous to those well known in the chemical arts, particularly in light of the description contained herein. The starting materials are generally available from commercial sources such as Aldrich Chemicals (Milwaukee, Wisconsin, USA) or are readily prepared using methods well known to those skilled in the art (e.g., prepared by methods generally described in Louis F. Fieser and Mary Fieser, *Reagents for Organic Synthesis*, v. 1-19, Wiley, New York, (1967-1999 ed.); Alan R. Katritzky, Otto Meth-Cohn, Charles W. Rees, *Comprehensive Organic Functional Group Transformations*, v. 1-6, Pergamon Press, Oxford, England, (1995); Barry M. Trost and Ian Fleming, *Comprehensive Organic Synthesis*, v. 1-8, Pergamon Press, Oxford, England, (1991); or *Beilsteins Handbuch der organischen Chemie*, 4, Aufl. Ed. Springer-Verlag, Berlin, Germany, including supplements (also available via the Beilstein online database)).

For illustrative purposes, the reaction schemes depicted below provide potential routes for synthesizing the compounds of the present invention as well as key intermediates. For more detailed description of the individual reaction steps, see the EXAMPLES section below. Those skilled in the art will appreciate that other synthetic routes may be used to synthesize the compounds of the invention. Although specific starting materials and reagents are depicted in the reaction schemes and discussed below, other starting materials and reagents can be easily substituted to provide a variety of derivatives and/or reaction conditions. In addition, many of the compounds prepared by the methods described below can be further modified in light of this disclosure using conventional methods well known to those skilled in the art.

In the preparation of compounds of the invention it may sometimes be necessary to protect a particular functionality while reacting other functional groups on an intermediate. The need for such protection will vary depending on the nature of the particular functional group and the conditions of the reaction step. Suitable amino protecting groups include

acetyl, trifluoroacetyl, *tert*-butoxycarbonyl (Boc), benzyloxycarbonyl, and 9-fluorenylmethoxycarbonyl (Fmoc). Suitable hydroxy protecting groups include acetyl and silyl groups such as the *tert*-butyl dimethylsilyl group. For a general description of protecting groups and their use, see T. W. Greene and P. G. M. Wuts, *Protective Groups in Organic Synthesis*, John Wiley & Sons, New York, USA, 1991.

Conventional methods and techniques of separation and purification can be used to isolate compounds of the invention, as well as various intermediates related thereto. Such techniques may include, for example, all types of chromatography (high performance liquid chromatography (HPLC), column chromatography using common absorbents such as silica gel, and thin layer chromatography), recrystallization, and differential (i.e., liquid-liquid) extraction techniques.

Compounds of the invention can be prepared according to Reaction Scheme I where R, R₁, R₂₋₂, R₂₋₃, X, Y, and n are as defined above, and Hal is chloro, bromo, or iodo. In step (1) of Reaction Scheme I, a quinoline-3,4-diamine of Formula X is reacted with a carboxylic acid equivalent, which is selected such that it will provide the desired -X-CH₂-Hal substituent in a 1*H*-imidazo[4,5-*c*]quinoline of Formula XI. Suitable carboxylic acid equivalents include ortho esters, acid halides, and imidates or salts thereof. Many compounds of Formula X are known and can be readily prepared using known synthetic routes; see for example, U.S. Patent Nos. 4,689,338 (Gerster), 4,929,624 (Gerster et al.), 5,268,376 (Gerster), 5,389,640 (Gerster et al.), 6,331,539 (Crooks et al.), 6,451,810 (Coleman et al.), 6,541,485 (Crooks et al.), 6,660,747 (Crooks et al.), 6,670,372 (Charles et al.), 6,683,088 (Crooks et al.), 6,656,938 (Crooks et al.), 6,664,264 (Dellaria et al.), 6,677,349 (Griesgraber); and U.S. Patent Publication Application No. US 2004/0147543 (Hays et al.).

When the carboxylic acid equivalent used in step (1) is an imidate of formula Hal-CH₂-X-C(=NH)-O-alkyl or a salt thereof, the reaction is conveniently carried out by combining a quinoline-3,4-diamine of Formula X with the imidate in a suitable solvent such 1,2-dichloroethane or chloroform. The reaction can be carried out at an elevated temperature such as 80 °C or the reflux temperature of the solvent. The product can be isolated by conventional methods. Some imidates of formula Hal-CH₂-X-C(=NH)-O-alkyl are known; others can be prepared by known methods. Ethyl chloroacetimidate hydrochloride, which can be used to provide a compound of Formula XI in which X is a

bond, is a known compound that can be prepared according to the literature procedure: Stillings, M. R. et al., *J. Med. Chem.*, 29, pp. 2280-2284 (1986).

When the carboxylic acid equivalent is an acid halide of formula Hal-CH₂-X-C(O)Cl or Hal-CH₂-X-C(O)Br, the reaction is conveniently carried out by adding the acid
5 halide to a solution of a quinoline-3,4-diamine of Formula X in a suitable solvent such as dichloromethane or 1,2-dichloroethane in the presence of a tertiary amine such as triethylamine. The reaction can be carried out at ambient temperature or at a sub-ambient temperature. The product can be isolated by conventional methods.

The reaction with an acid halide of formula Hal-CH₂-X-C(O)Cl or
10 Hal-CH₂-X-C(O)Br may be carried out in two parts, which include (i) adding the acid halide to a solution of a quinoline-3,4-diamine of Formula X in a suitable solvent such as dichloromethane or 1,2-dichloroethane optionally in the presence of a tertiary amine such as triethylamine to afford an amide intermediate and (ii) cyclizing to provide a 1*H*-imidazo[4,5-*c*]quinoline of Formula XI. The amide intermediate from part (i) can be
15 optionally isolated using conventional techniques. The cyclization in part (ii) may be carried out by heating the amide intermediate from part (i) in a suitable solvent such as toluene. The cyclization in part (ii) can also be carried out in the presence of a base such as triethylamine.

In step (2) of Reaction Scheme I a 1*H*-imidazo[4,5-*c*]quinoline of Formula XI is
20 oxidized to provide an *N*-oxide of Formula XII using a conventional oxidizing agent that is capable of forming *N*-oxides. The reaction can be carried out by treating a solution of a compound of Formula XI in a suitable solvent such as chloroform or dichloromethane with 3-chloroperoxybenzoic acid at room temperature, and the product can be isolated by conventional methods.

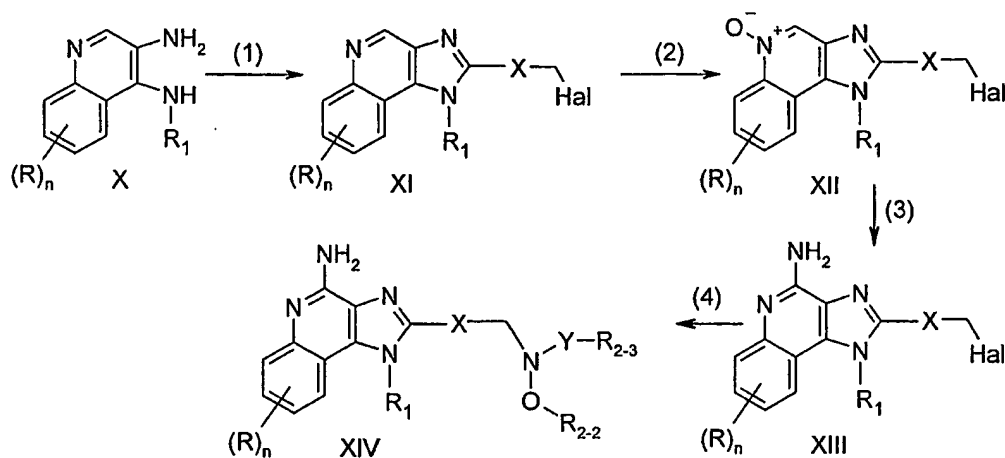
In step (3) of Reaction Scheme I, a 1*H*-imidazo[4,5-*c*]quinoline-5*N*-oxide of
25 Formula XII is aminated to provide a 1*H*-imidazo[4,5-*c*]quinolin-4-amine of Formula XIII. Step (3) involves the activation of an *N*-oxide of Formula XII by conversion to an ester and then reacting the ester with an aminating agent. Suitable activating agents include alkyl- or arylsulfonyl chlorides such as benzenesulfonyl chloride, methanesulfonyl
30 chloride, or *p*-toluenesulfonyl chloride. Suitable aminating agents include ammonia, in the form of ammonium hydroxide, for example, and ammonium salts such as ammonium carbonate, ammonium bicarbonate, and ammonium phosphate. The reaction is

conveniently carried out by adding ammonium hydroxide to a solution of the *N*-oxide of Formula XII in a suitable solvent such as dichloromethane or chloroform and then adding *p*-toluenesulfonyl chloride. The reaction can be carried out at room temperature, and the product or a pharmaceutically acceptable salt thereof can be isolated from the reaction mixture using conventional methods.

Alternatively, the oxidation and amination can be carried out as a one-pot procedure without isolating the *N*-oxide of Formula XII by adding 3-chloroperoxybenzoic acid to a solution of a compound of Formula XI in a solvent such as dichloromethane or chloroform and then adding ammonium hydroxide and *p*-toluenesulfonyl chloride. The product of Formula XIII or a pharmaceutically acceptable salt thereof can be isolated by conventional methods. Some compounds of Formula XIII are known, see for example, International Publication Nos. WO2005/048933 and WO2005/048945.

In step (4) of Reaction Scheme I, the Hal group of a 1*H*-imidazo[4,5-*c*]quinolin-4-amine of Formula XIII is displaced with a hydroxylamine of formula $\text{HN}(\text{Y-R}_{2,3})\text{OR}_{2,2}$ or a salt thereof. The reaction is conveniently carried out by combining a hydroxylamine salt of the formula $\text{HN}(\text{Y-R}_{2,3})\text{OR}_{2,2}\cdot\text{HCl}$ with a compound of Formula XIII in a suitable solvent, such as *N,N*-dimethylformamide (DMF), in the presence of a base such as triethylamine. The reaction can be carried out at room temperature or at an elevated temperature such as 50 °C. Some hydroxylamine salts of the formula $\text{HN}(\text{Y-R}_{2,3})\text{OR}_{2,2}\cdot\text{HCl}$ can be obtained commercially. For example *N,O*-dimethylhydroxylamine hydrochloride, methoxylamine hydrochloride, and *N*-methylhydroxylamine hydrochloride are commercially available compounds that can be used to make preferred compounds of Formula XIV, wherein Y is a bond. Other hydroxylamine salts of the formula $\text{HN}(\text{Y-R}_{2,3})\text{OR}_{2,2}\cdot\text{HCl}$ can be prepared using conventional synthetic methods. The product of Formula XIV, a subgenus of Formulas I and III, or a pharmaceutically acceptable salt thereof can be isolated using conventional methods.

Reaction Scheme I



Compounds of the invention can be prepared according to Reaction Scheme II where R, R₁, R₂₋₁, R₂₋₂, R₂₋₃, X, Y, and n are as defined above, and P is a hydroxy protecting group. In step (1) of Reaction Scheme II, a compound of Formula X or a salt thereof is reacted with a carboxylic acid or an equivalent thereof to provide a compound of Formula XV. Suitable equivalents to carboxylic acid include acid anhydrides of Formula O[C(O)-X-CH₂-O-P]₂ and acid chlorides of Formula Cl-C(O)-X-CH₂-O-P. The reaction is conveniently carried out by using the conditions described in step (1) of Reaction Scheme I for the reaction with acid chlorides. Some compounds of Formula Cl-C(O)-X-O-P, such as acetoxyacetyl chloride, methoxyacetyl chloride, and 2-methoxypropionyl chloride, are commercially available. Others can be prepared by known synthetic methods.

In step (2) of Reaction Scheme II, the protecting group of a 1H-imidazo[4,5-c]quinoline of Formula XV is removed to provide a hydroxyalkyl-substituted 1H-imidazo[4,5-c]quinoline of Formula XVI. The deprotection can be carried out using a variety of methods depending on which P group is present. When P is -C(O)-CH₃, the reaction is conveniently carried out by adding lithium hydroxide monohydrate to a solution or suspension of the compound of Formula XV in a suitable solvent or solvent system such as tetrahydrofuran:methanol:water. The reaction can be carried out at room temperature, and the product can be isolated by conventional methods.

In step (3) of Reaction Scheme II, a hydroxyalkyl-substituted 1H-imidazo[4,5-c]quinoline of Formula XVI is oxidized to an aldehyde-substituted 1H-imidazo[4,5-c]quinoline of Formula XVII using one of many conventional methods. The oxidation is

conveniently carried out by adding Dess-Martin periodinane, [1,1,1-tris(acetyloxy)-1,1-dihydro-1,2-benziodoxol-3(1*H*)-one], to a solution or suspension of a hydroxyalkyl-substituted 1*H*-imidazo[4,5-*c*]quinoline of Formula XVI in a suitable solvent such as dichloromethane. The reaction can be carried out at room temperature, and the product
5 can be isolated by conventional methods.

Alternatively, certain aldehyde-substituted 1*H*-imidazo[4,5-*c*]quinolines of Formula XVII in which X is a bond can be prepared from 1*H*-imidazo[4,5-*c*]quinolines with a hydrogen at the 2-position, many of which are known; see, for example, U.S. Patent Nos. 4,689,338 (Gerster) and 5,268,376 (Gerster). The hydrogen at the 2-position of a
10 1*H*-imidazo[4,5-*c*]quinoline may undergo lithiation with butyllithium, and subsequent substitution with DMF provides a compound of Formula XVII in which X is a bond. The reaction is conveniently carried out in a suitable solvent such as THF at a subambient temperature such as -78 °C. The product or a pharmaceutically acceptable salt thereof can be isolated by conventional methods.

In step (4) of Reaction Scheme II, an aldehyde-substituted 1*H*-imidazo[4,5-*c*]quinoline of Formula XVII is converted to an aldoxime of Formula XVIII. The reaction is conveniently carried out by adding a hydroxylamine salt of the formula $\text{NH}_2\text{OR}_{2,2}\cdot\text{HCl}$, optionally in a suitable solvent such as water, to a solution or suspension of a compound of Formula XVII, in a suitable solvent, such as ethanol or methanol. Optionally a base such
20 as aqueous sodium hydroxide can be added. The reaction can be carried out at room temperature or at an elevated temperature such as the reflux temperature of the solvent. Hydroxylamine salts of the formula $\text{NH}_2\text{OR}_{2,2}\cdot\text{HCl}$ can be obtained commercially or they can be prepared using conventional synthetic methods. The product or a pharmaceutically acceptable salt thereof is obtained as a mixture of E and Z isomers and can be isolated
25 using conventional methods.

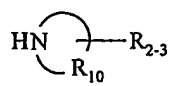
In steps (5) and (6) of Reaction Scheme II, an aldoxime-substituted 1*H*-imidazo[4,5-*c*]quinoline of Formula XVIII is first oxidized to an *N*-oxide of Formula XIX, which is then aminated to provide a compound of Formula XX, which is a subgenus of Formulas I and III. Steps (5) and (6) of Reaction Scheme II can be carried out according
30 to the methods described in steps (2) and (3) of Reaction Scheme I, and the product can be isolated by conventional methods.

In step (7) of Reaction Scheme II, an aldoxime-substituted 1*H*-imidazo[4,5-*c*]quinolin-4-amine of Formula XX is treated with a Grignard reagent of the formula $R_{2-1}MgHalide$ to form a hydroxylamine of Formula XXI, a subgenus of Formulas I and III. Several Grignard reagents are commercially available; others can be prepared using
 5 known synthetic methods. The reaction is conveniently carried out by adding a solution of two equivalents of the Grignard reagent to a solution of the compound of Formula XX in a suitable solvent such as THF. The reaction can be carried out at room temperature, and the product can be isolated using conventional methods. Alternatively, to prepare a compound of Formula XXI wherein R_{2-1} is hydrogen, an oxime of Formula XX can be
 10 treated with a hydride reducing agent. The reduction is conveniently carried out by treating an oxime of Formula XX with excess sodium cyanoborohydride in a suitable solvent or solvent mixture such as methanol/acetic acid. The reaction can be carried out at ambient temperature. The product or a pharmaceutically acceptable salt thereof can be isolated using conventional methods.

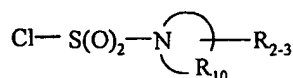
15 In step (8) of Reaction Scheme II, a hydroxylamine of Formula XXI is converted to a compound of Formula XXII, a subgenus of Formulas I and III. Step (8) is carried out using conventional methods. For example, sulfonamides of Formula XXII (Y is $-S(O)_2-$) can be prepared by reacting a compound of Formula XXI with a sulfonyl chloride of formula $R_{2-3}S(O)_2Cl$ or a sulfonic anhydride of Formula $[R_{2-3}S(O)_2]_2O$. The reaction can
 20 be carried out at room temperature in an inert solvent such as chloroform, dichloromethane, or *N,N*-dimethylacetamide (DMA) by adding the sulfonyl chloride or sulfonic anhydride to a compound of Formula XXI in the presence of a base such as *N,N*-diisopropylethylamine, triethylamine, or pyridine.

Sulfamides of Formula XXII (Y is $-S(O)_2-N(R_8)-$ or $-S(O)_2-N(R_{10})-$) can be
 25 prepared by reacting a compound of Formula XXI with sulfuryl chloride to generate a sulfamoyl chloride in situ, and then reacting the sulfamoyl chloride with an amine of formula $HN(R_8)R_{2-3}$, or $HN(R_{10})R_{2-3}$, or by reacting a compound of Formula XXI with a sulfamoyl chloride of formula $R_{2-3}(R_8)NS(O)_2Cl$ or $R_{2-3}(R_{10})NS(O)_2Cl$. The product or a pharmaceutically acceptable salt thereof can be isolated using conventional methods.

Many sulfonyl chlorides of formula $R_{2-3}S(O)_2Cl$, amines of formulas $HN(R_8)R_{2-3}$, and



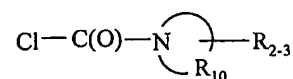
, and some sulfamoyl chlorides of formulas $R_{2-3}(R_8)NS(O)_2Cl$ and



are commercially available; others can be prepared using known synthetic methods.

5 Amides of Formula XXII (Y is $-C(O)-$) can be prepared from hydroxylamines of Formula XXI using conventional methods. For example, a compound of Formula XXI can be reacted with an acid chloride of formula $R_{2-3}C(O)Cl$. The reaction can be carried out by adding the acid chloride to a solution of a compound of Formula XXI in a suitable solvent such as chloroform or DMA, optionally in the presence of a base such as *N,N*-diisopropylethylamine, triethylamine, or pyridine, at ambient temperature. The product or a pharmaceutically acceptable salt thereof can be isolated using conventional methods.

10 Ureas and thioureas of Formula XXII (Y is $-C(O)-N(R_8)-$, $-C(S)-N(R_8)-$, $-C(O)-N(R_8)-S(O)_2-$, $-C(O)-N(R_8)-C(O)-$, $-C(S)-N(R_8)-C(O)-$, or $-C(O)-N \begin{array}{c} \curvearrowright \\ R_{10} \end{array}$) can be prepared from hydroxylamines of Formula XXI using conventional methods. For example, a compound of Formula XXI can be reacted with an isocyanate of formula $R_{2-3}N=C=O$. The reaction can be carried out by adding the isocyanate to a solution of a compound of Formula XXI in a suitable solvent such as chloroform or DMA, optionally in the presence of a base such as *N,N*-diisopropylethylamine, or triethylamine, at room temperature. Alternatively, a compound of Formula XXI can be reacted with a thioisocyanate of formula $R_{2-3}N=C=S$, a sulfonyl isocyanate of formula $R_{2-3}S(O)_2N=C=O$ or a carbamoyl chloride of formula $R_{2-3}NC(O)Cl$ or

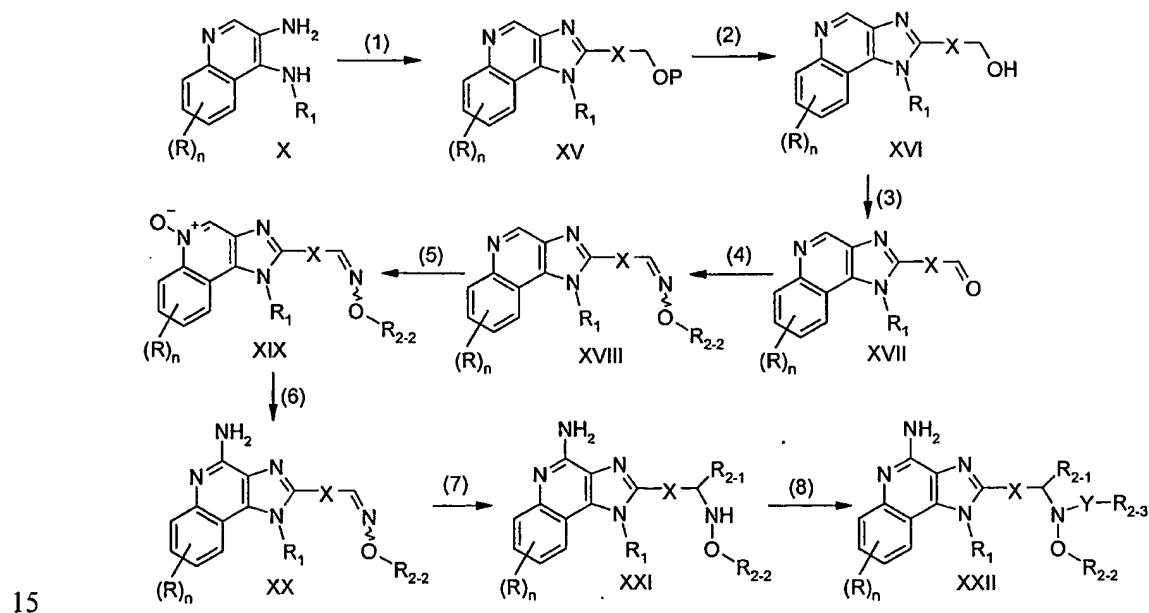


20 . The product or a pharmaceutically acceptable salt thereof can be isolated using conventional methods.

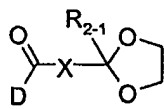
25 Reaction Scheme II can be modified after step (3) to introduce a R_{2-4} group that is other than hydrogen. In this modification, an aldehyde-substituted 1*H*-imidazo[4,5-*c*]quinoline of Formula XVII is treated with a Grignard reagent of the formula $R_{2-4}MgHalide$, which adds to the aldehyde to form a secondary alcohol. Several Grignard reagents are commercially available; others can be prepared using known synthetic

methods. The reaction is conveniently carried out by adding a solution of the Grignard reagent to a solution of the compound of Formula XVII in a suitable solvent such as THF. The reaction can be carried out at room temperature, and the product can be isolated using conventional methods. The secondary alcohol is then oxidized to a ketone using conventional methods. The reaction is conveniently carried out using Dess-Martin periodinane under the conditions described in step (3) of Reaction Scheme II. The reaction may also be carried out under Swern conditions by adding the secondary alcohol followed by triethylamine to a mixture of oxalyl chloride and dimethylsulfoxide in a suitable solvent such as dichloromethane. The reaction can be carried out at a sub-ambient temperature, and the product can be isolated by conventional methods. Steps (4) through (8) of Reaction Scheme II can then be carried out to provide a hydroxylamine of the invention with an $R_{2,4}$ group that is other than hydrogen.

Reaction Scheme II



Compounds of the invention can be prepared according to Reaction Scheme III, wherein R, R_1 , $R_{2,1}$, $R_{2,2}$, X, and n are as defined above. In step (1) of Reaction Scheme III, a quinoline-3,4-diamine of Formula X is reacted with a ketal-substituted carboxylic



acid or equivalent thereof of the formula $\text{D}-\text{C}(=\text{O})-\text{X}-\text{C}(\text{O}-\text{R}_{2.1})_2$, wherein D can be $-\text{OH}$, $-\text{Cl}$, Br, or a leaving group prepared using conventional hydroxy activation chemistry, such as employing *N*-hydroxysuccinimide as an activating agent. Ketals of this formula are readily prepared from esters of formula $\text{alkyl}-\text{O}-\text{C}(\text{O})-\text{X}-\text{C}(\text{O})-\text{R}_{2.1}$ using conventional methods. For example, the ketone can be converted to a ketal by heating with ethylene glycol in the presence of pyridinium *p*-toluenesulfonate in a suitable solvent such as toluene. The carboxyl group can then be activated by first hydrolyzing the ester under basic conditions, for example with sodium hydroxide in water and a lower alcohol, and then reacting with *N*-hydroxysuccinimide in the presence of 4-methylmorpholine and 1-(3-dimethylaminopropyl)-3-ethylcarbodiimide hydrochloride in a suitable solvent such as dichloromethane. The reaction shown in step (1) of Reaction Scheme III can be carried out according to the methods described for reaction with acid chlorides in step (1) of Reaction Scheme I, or it can be conveniently carried out by heating a quinoline-3,4-diamine of Formula X with a ketal shown above in a suitable solvent such as pyridine. The reaction can be run at the reflux temperature of the solvent, and the product of Formula XXIII can be isolated by conventional methods.

In step (2) of Reaction Scheme III, a 1*H*-imidazo[4,5-*c*]quinoline of Formula XXIII is converted to the *N*-oxide of Formula XXIV using the method described in step (2) of Reaction Scheme I.

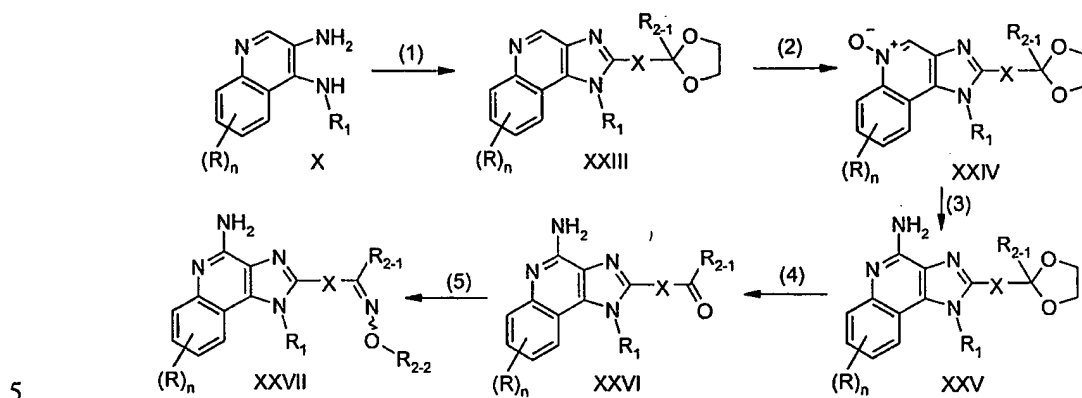
In step (3) of Reaction Scheme III, the *N*-oxide of Formula XXIV is aminated to afford the compound of Formula XXV using one of the methods described in step (3) of Reaction Scheme I.

In step (4) of Reaction Scheme III, a ketal of Formula XXV is converted to a ketone of Formula XXVI by acid-catalyzed hydrolysis. The reaction is conveniently carried out by adding a strong acid, such as hydrochloric acid, to a ketal of Formula XXV. The reaction may be carried out at room temperature in a suitable solvent such as water, and the product can be isolated by conventional methods.

In step (5) of Reaction Scheme III, a ketone-substituted 1*H*-imidazo[4,5-*c*]quinolin-4-amine of Formula XXVI is converted to an oxime of Formula XXVII. The reaction is conveniently carried out as described in step (4) of Reaction Scheme II, and the

product or a pharmaceutically acceptable salt thereof can be isolated by conventional methods.

Reaction Scheme III



Any of Reaction Schemes I through III may be carried out using a [1,5]naphthyridine-3,4-diamine instead of a quinoline-3,4-diamine of Formula X as the starting material to prepare 1*H*-imidazo[4,5-*c*][1,5]naphthyridines of the invention. Several [1,5]naphthyridine-3,4-diamines and their preparation are known; see, for example, U.S. Patents Nos. 6,194,425 (Gerster) and 6,518,280 (Gerster).

10

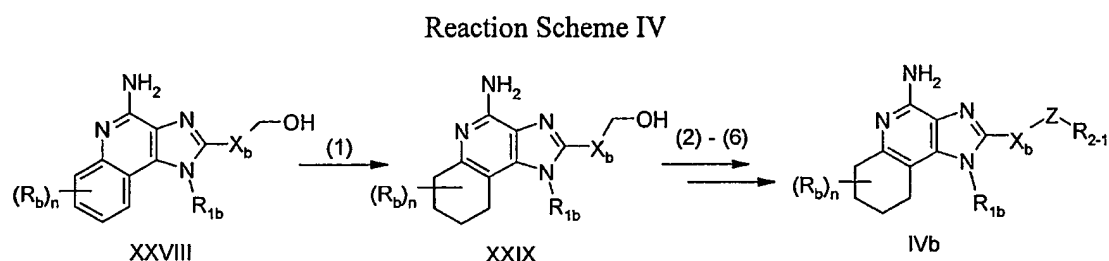
Compounds of the invention can be prepared according to Reaction Scheme IV, wherein R_{2-1} , and Z are as defined above; X_b is selected from the group consisting of a bond and C_{1-4} alkylene; R_b is selected from the group consisting of hydroxy, alkyl, alkoxy, - $N(R_9)_2$; n is 0 to 4; and R_{1b} is a subset of R_1 as defined above that does not include those substituents that one skilled in the art would recognize as being susceptible to reduction under the acidic hydrogenation conditions of the reaction. These susceptible groups include, for example, alkenyl, alkynyl, and aryl groups and groups bearing nitro substituents. Compounds of Formula XXVIII can be prepared by the oxidation and amination of a compound of Formula XVI according to steps (2) and (3) of Reaction Scheme I. In step (1) of Reaction Scheme IV, a compound of Formula XXVIII is reduced to a 6,7,8,9-tetrahydro compound of Formula XXIX. The reaction is conveniently carried out under heterogeneous hydrogenation conditions by adding platinum (IV) oxide to a solution of the compound of Formula XXVIII in trifluoroacetic acid and placing the reaction under hydrogen pressure. The reaction can be carried out on a Parr apparatus at

15

20

25

room temperature. The product or a pharmaceutically acceptable salt thereof can be isolated by conventional methods. Steps (2) through (6) of Reaction Scheme IV can then be used to convert a compound of Formula XXIX to a compound of Formula IVb, a subgenus of Formulas I and IV. Steps (2) through (6) can be carried out, for example, according to steps (3), (4), (7), and (8) of Reaction Scheme II. Compounds of Formula IVb can also be made by treating a compound of Formula XXIX with thionyl chloride under conventional conditions to provide a chloroalkyl-substituted 6,7,8,9-tetrahydro compound, which can then be treated according to step (4) of Reaction Scheme I. The product of Formula IVb or a pharmaceutically acceptable salt thereof can be isolated by conventional methods. 6,7,8,9-Tetrahydro-1*H*-imidazo[4,5-*c*][1,5]naphthyridin-4-amines can also be prepared using this Reaction Scheme.



15

Compounds of the invention can be prepared according to Reaction Scheme V, wherein R, R₁, R₂₋₁, X, and Z are as defined above; n is 0 or 1; hal is -Br or -I; and R_{3a} and R_{3b} are as defined below. Compounds of Formula XXX, a subgenus of Formulas I and III, can be prepared according to the methods described in Reaction Scheme I, II, or III beginning with a compound of Formula X, wherein one of the R groups is -Br, or -I. These halogen-substituted quinolines are known or can be prepared by known methods; see, for example, U.S. Patent Application Publication No. US 2004/0147543 (Hays et al.) and the references cited therein.

In step (1) of Reaction Scheme V, a halogen-substituted 1*H*-imidazo[4,5-*c*]quinolin-4-amine of Formula XXX can undergo known palladium-catalyzed coupling reactions such as the Suzuki coupling and the Heck reaction. For example, a halogen-substituted compound of Formula XXX undergoes Suzuki coupling with a boronic acid of Formula R_{3a}-B(OH)₂, an anhydride thereof, or a boronic acid ester of Formula

R_{3a} -B(O-alkyl)₂, wherein R_{3a} is $-R_{4b}$, $-X'_a-R_4$, $-X'_b-Y'-R_4$, or $-X'_b-R_5$; where X'_a is alkenylene; X'_b is arylene, heteroarylene, and alkenylene interrupted or terminated by arylene or heteroarylene; R_{4b} is aryl or heteroaryl where the aryl or heteroaryl groups can be unsubstituted or substituted as defined in R_4 above; and R_4 , R_5 , and Y' are as defined above. The Suzuki coupling is conveniently carried out by combining a compound of Formula XXX with a boronic acid or an ester or anhydride thereof in the presence of palladium (II) acetate, triphenylphosphine, and a base such as sodium carbonate in a suitable solvent such as *n*-propanol or solvent mixture such as *n*-propanol/water. The reaction can be carried out at an elevated temperature (e.g., 80-100°C). Many boronic acids of Formula R_{3a} -B(OH)₂, anhydrides thereof, and boronic acid esters of Formula R_{3a} -B(O-alkyl)₂ are commercially available; others can be readily prepared using known synthetic methods. See, for example, Li, W. et al, *J. Org. Chem.*, 67, 5394-5397 (2002). The product of Formula IIIb, a subgenus of Formulas I and III, or a pharmaceutically acceptable salt thereof can be isolated by conventional methods.

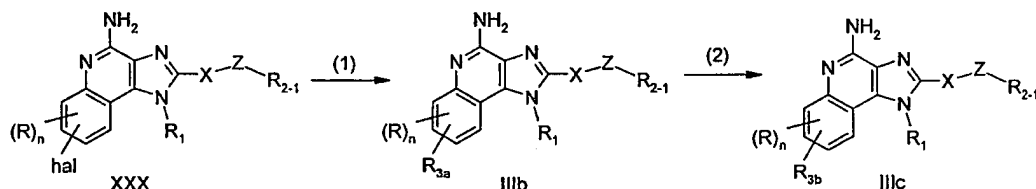
The Heck reaction can also be used in step (1) of Reaction Scheme V to provide compounds of Formula IIIb, wherein R_{3a} is $-X'_a-R_{4b}$ or $-X'_a-Y'-R_4$, wherein X'_a , Y' , R_{4b} , and R_4 are as defined above. The Heck reaction is carried out by coupling a compound of Formula XXX with a compound of the Formula $H_2C=C(H)-R_{4b}$ or $H_2C=C(H)-Y'-R_4$. Several of these vinyl-substituted compounds are commercially available; others can be prepared by known methods. The reaction is conveniently carried out by combining the compound of Formula XXX and the vinyl-substituted compound in the presence of palladium (II) acetate, triphenylphosphine or tri-*ortho*-tolylphosphine, and a base such as triethylamine in a suitable solvent such as acetonitrile or toluene. The reaction can be carried out at an elevated temperature such as 100 °C -120 °C under an inert atmosphere. The product of Formula IIIb or a pharmaceutically acceptable salt thereof can be isolated using conventional methods.

Compounds of Formula IIIb, wherein R_{3a} is $-X'_c-R_4$, X'_c is alkynylene, and R_4 is as defined above, can also be prepared by palladium catalyzed coupling reactions such as the Stille coupling or Sonogashira coupling. These reactions are carried out by coupling a compound of Formula XXX with a compound of the Formula $(alkyl)_3Sn-C\equiv C-R_4$, $(alkyl)_3Si-C\equiv C-R_4$, or $H-C\equiv C-R_4$.

Some compounds of Formula IIIb prepared as described above by palladium-mediated coupling reactions, wherein R_{3a} is $-X'_a-R_4$, $-X'_a-Y'-R_4$, $-X'_{b2}-Y'-R_4$, $-X'_{b2}-R_5$, or $-X'_c-R_4$, where X'_{b2} is alkenylene interrupted or terminated by arylene or heteroarylene, and X'_a , X'_c , Y' , R_4 , and R_5 are as defined above, can undergo reduction of the alkenylene or alkynylene group present in step (2) of Reaction Scheme V to provide compounds of Formula IIIc wherein R_{3b} is $-X'_d-R_4$, $-X'_d-Y'-R_4$, $-X'_e-Y'-R_4$, or $-X'_e-R_5$, where X'_d is alkylene; X'_e is alkylene interrupted or terminated by arylene or heteroarylene; and R_4 , R_5 , and Y' are as defined above. The reduction can be carried out by hydrogenation using a conventional heterogeneous hydrogenation catalyst such as palladium on carbon. The reaction can conveniently be carried out on a Parr apparatus in a suitable solvent such as ethanol, methanol, or mixtures thereof. The product of Formula IIIc, a subgenus of Formulas I and III, or a pharmaceutically acceptable salt thereof can be isolated using conventional methods.

15

Reaction Scheme V



20

For some embodiments, compounds of the invention are prepared according to Reaction Scheme VI, where R_1 , R_{2-1} , R_{2-2} , R_{A1} , R_{B1} , and X are as defined above, and Z_a is $-C(R_{2-4})(-N(-OR_{2-2})-Y-R_{2-3})-$ and Ph is phenyl. Steps (1) through (4) of Reaction Scheme VI can be carried out as described in steps (1) through (4) of Reaction Scheme II starting with a compound of Formula XXXI. Many tetrazolo[1,5-*a*]pyridines of Formula XXXI are known; others can be prepared by known methods. See, for example, PCT Publication Nos. WO 2004/110991 (Lindstrom et al.), WO 2004/110992 (Lindstrom et al.), and U.S. Patent No. 6,797,718 (Dellaria et al.).

25

In step (5) of Reaction Scheme VI, the tetrazolo ring is removed from a 7*H*-imidazo[4,5-*c*]tetrazolo[1,5-*a*]pyridine of Formula XXXII by reaction with triphenylphosphine to form an *N*-triphenylphosphinyl intermediate of Formula XXXIII. The reaction with triphenylphosphine can be run in a suitable solvent such as toluene or

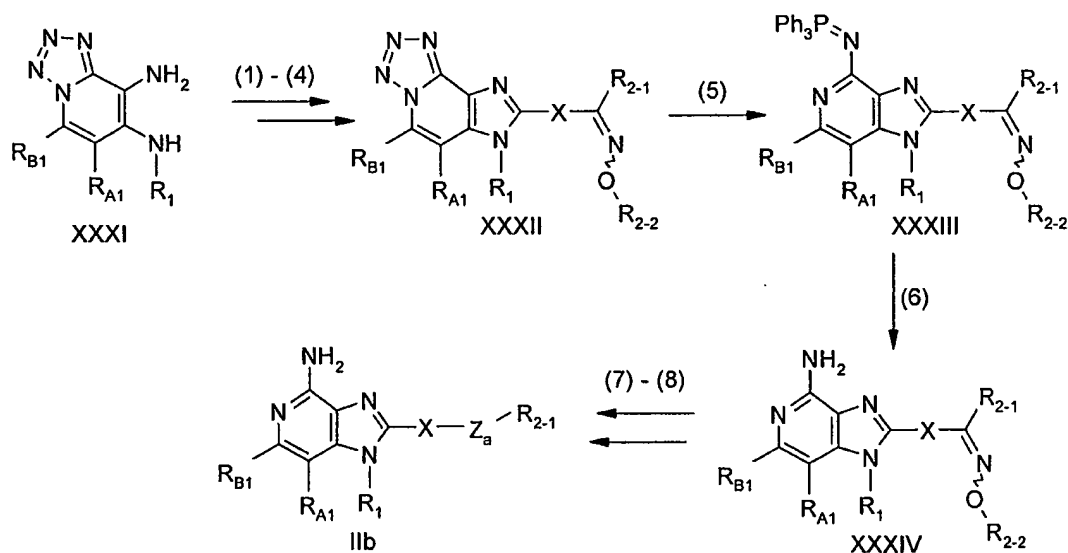
1,2-dichlorobenzene under an atmosphere of nitrogen with heating, for example at the reflux temperature.

In step (6) of Reaction Scheme VI, an *N*-triphenylphosphinyl intermediate of Formula XXXIII is hydrolyzed to provide an oxime-substituted 1*H*-imidazo[4,5-*c*]pyridin-4-amine of Formula XXXIV, a subgenus of Formulas I and II. The hydrolysis can be carried out by general methods well known to those skilled in the art, for example, by heating in a lower alkanol or an alkanol/water solution in the presence of an acid such as trifluoroacetic acid, acetic acid, or hydrochloric acid. The product can be isolated from the reaction mixture using conventional methods as the compound of Formula XXXIV or as a pharmaceutically acceptable salt thereof.

When appropriate, the methods shown in steps (7) and (8) of Reaction Scheme II may be used to convert a compound of Formula XXXIV to a compound of Formula IIb using steps (7) and (8) of Reaction Scheme VI. The product or a pharmaceutically acceptable salt thereof can be isolated by conventional methods.

15

Reaction Scheme VI



20

Compounds of the invention can be prepared according to Reaction Scheme VII where R_1 , R_{2-1} , R_{2-2} , R , X , and Z_a are as defined above; E is carbon (imidazoquinoline ring) or nitrogen (imidazonaphthyridine ring); n is 0 or 1; Bn is benzyl; and R_{3c} is $-O-R_4$, $-O-X'-R_4$, $-O-X'-Y'-R_4$, $-O-X'-Y'-X'-Y'-R_4$, or $-O-X'-R_5$, where R_4 , X' , Y' , and R_5 are as defined above. In step (1) of Reaction Scheme VII, an aniline or aminopyridine of

Formula XXXV is treated with the condensation product generated from 2,2-dimethyl-1,3-dioxane-4,6-dione (Meldrum's acid) and triethyl orthoformate to provide an imine of Formula XXXVI. The reaction is conveniently carried out by adding a solution of an aniline or aminopyridine of Formula XXXV to a heated mixture of Meldrum's acid and triethyl orthoformate and heating the reaction at an elevated temperature. The product can be isolated using conventional methods. Many anilines and aminopyridines of Formula XXXV are commercially available; others can be prepared by known synthetic methods. For example, benzyloxypyridines of Formula XXXV can be prepared using the method of Holladay et al., *Biorg. Med. Chem. Lett.*, 8, pp. 2797-2802, (1998).

10 In step (2) of Reaction Scheme VII, an imine of Formula XXXVI undergoes thermolysis and cyclization to provide a compound of Formula XXXVII. The reaction is conveniently carried out in a medium such as DOWTHERM A heat transfer fluid at a temperature in the range of 200 to 250 °C. The product can be isolated using conventional methods. Isomers of the compound of Formula XXXV or Formula XXXVII, wherein E is nitrogen and at a different position in the ring, can also be synthesized and can be used to prepare compounds of the invention.

In step (3) of Reaction Scheme VII, a compound of Formula XXXVII is nitrated under conventional nitration conditions to provide a compound of Formula XXXVIII. The reaction is conveniently carried out by adding nitric acid to the compound of Formula XXXVII in a suitable solvent such as propionic acid and heating the mixture at an elevated temperature. The product can be isolated using conventional methods.

20 In step (4) of Reaction Scheme VII, a 3-nitro[1,5]naphthyridin-4-ol or 3-nitroquinolin-4-ol of Formula XXXVIII is chlorinated using conventional chlorination chemistry to provide a 4-chloro-3-nitro[1,5]naphthyridine or 4-chloro-3-nitroquinoline of Formula XXXIX. The reaction is conveniently carried out by treating the compound of Formula XXXVIII with phosphorous oxychloride in a suitable solvent such as DMF. The reaction can be carried out at ambient temperature or at an elevated temperature such as 100 °C, and the product can be isolated using conventional methods.

25 In step (5) of Reaction Scheme VII, a 4-chloro-3-nitro[1,5]naphthyridine or 4-chloro-3-nitroquinoline of Formula XXXIX is treated with an amine of Formula R_1-NH_2 to provide a compound of Formula XL. Several amines of Formula R_1-NH_2 are commercially available; others can be prepared by known synthetic methods. The reaction

is conveniently carried out by adding the amine of Formula R_1-NH_2 to a solution of the 4-chloro-3-nitro[1,5]naphthyridine or 4-chloro-3-nitroquinoline of Formula XXXIX in a suitable solvent such as dichloromethane in the presence of a tertiary amine such as triethylamine. The reaction can be carried out at ambient temperature or at a sub-ambient
5 temperature such as, for example, 0 °C. The reaction product can be isolated using conventional methods.

In step (6) of Reaction Scheme VII, a compound of Formula XL is reduced to provide a diamine of Formula XLI. The reaction can be carried out by hydrogenation using a heterogeneous hydrogenation catalyst such as platinum on carbon. The
10 hydrogenation is conveniently carried out in a Parr apparatus in a suitable solvent such as toluene, methanol, acetonitrile, or ethyl acetate. The reaction can be carried out at ambient temperature, and the product can be isolated using conventional methods.

Alternatively, the reduction in step (6) can be carried out using nickel boride, prepared *in situ* from sodium borohydride and nickel(II) chloride. The reduction is
15 conveniently carried out by adding a solution of a compound of Formula XL in a suitable solvent or solvent mixture such as dichloromethane/methanol to a mixture of excess sodium borohydride and catalytic nickel(II) chloride in methanol. The reaction can be carried out at ambient temperature. The product can be isolated using conventional methods.

20 Steps (7) through (12) of Reaction Scheme VII are analogous to steps (1) through (6) of Reaction Scheme II and can be carried out using the same methods.

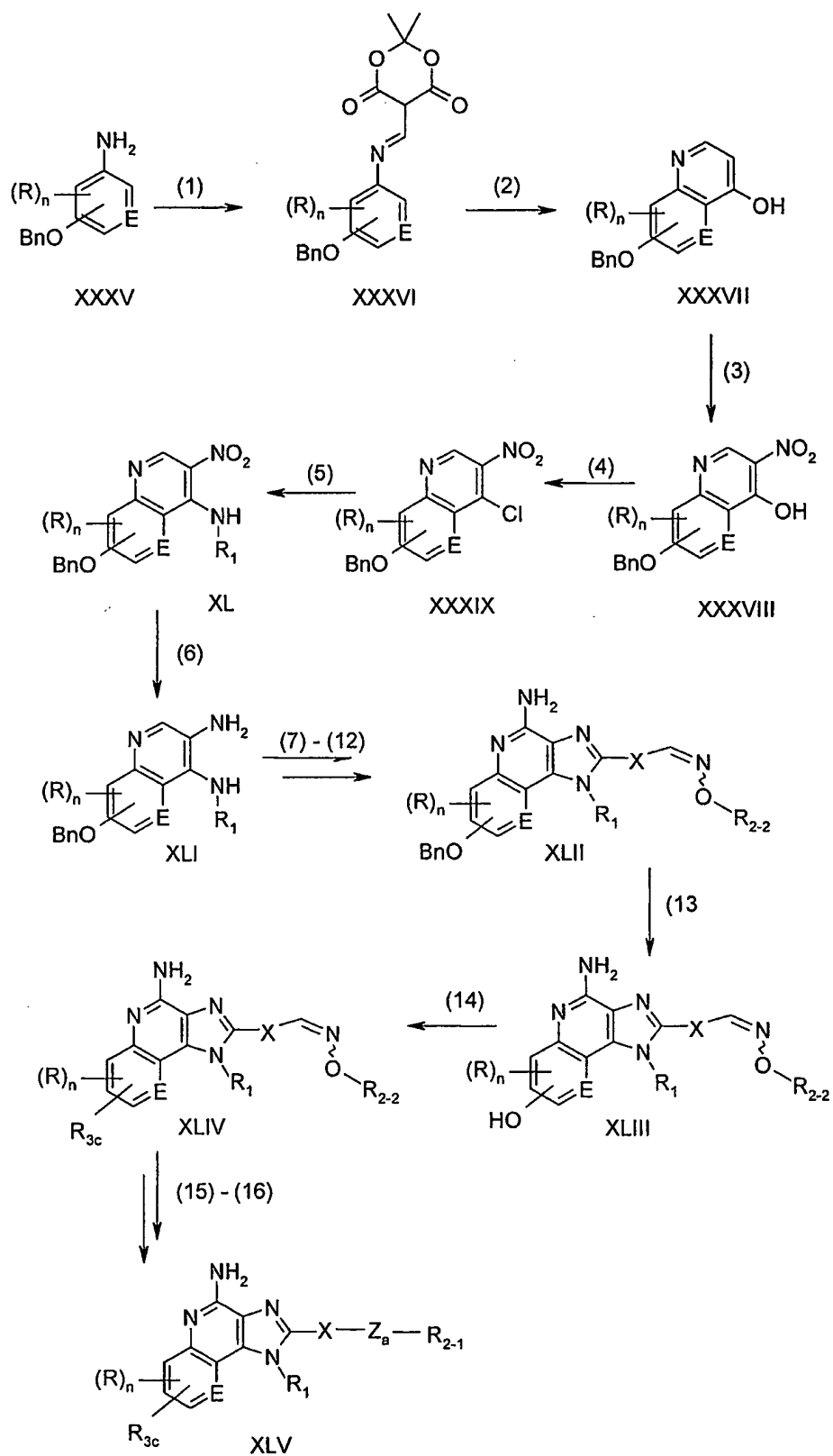
In step (13) of Reaction Scheme VII, the benzyl group in an oxime of Formula XLII is cleaved to provide a hydroxy group. The cleavage is conveniently carried out on a
25 Parr apparatus under hydrogenolysis conditions using a suitable heterogeneous catalyst such as palladium or platinum on carbon in a solvent such as ethanol. Alternatively, the cleavage can be carried out with an acid such as hydrogen bromide in a suitable solvent such as acetic acid at an elevated temperature, such as 65 °C. The product of Formula XLIII, prepared by any of these methods, or a pharmaceutically acceptable salt thereof can be isolated using conventional methods.

30 In step (14) of Reaction Scheme VII, a hydroxy-substituted oxime of Formula XLIII is converted to a compound of Formula XLIV, a subgenus of Formula I, using a Williamson-type ether synthesis. The reaction is effected by treating a hydroxy-

substituted compound of Formula XLIII with an aryl, alkyl, or arylalkylenyl halide of Formula Halide- R_{4b} , Halide-alkylene- R_4 , Halide-alkylene- $Y'-R_4$, or Halide-alkylene- R_5 , where R_{4b} is as defined above, in the presence of a base. Numerous alkyl, arylalkylenyl, and aryl halides of these formulas are commercially available, including substituted benzyl bromides and chlorides, substituted or unsubstituted alkyl or arylalkylenyl bromides and chlorides, and substituted fluorobenzenes. Other halides of these formulas can be prepared using conventional synthetic methods. The reaction is conveniently carried out by combining an alkyl, arylalkylenyl, or aryl halide with the hydroxy-substituted compound of Formula XLIII in a solvent such as DMF in the presence of a suitable base such as cesium carbonate. Optionally, catalytic tetrabutylammonium bromide can be added. The reaction can be carried out at ambient temperature or at an elevated temperature, for example 65 °C or 85 °C, depending on the reactivity of the halide reagent. Alternatively, step (14) may be carried out using the Ullmann ether synthesis, in which an alkali metal aryloxide prepared from the hydroxy-substituted compound of Formula XLIII reacts with an aryl halide in the presence of copper salts, to provide a compound of Formula XLIV, where R_{3b} is $-O-R_{4b}$, $-O-X'_f-R_4$, or $-O-X'_f-Y'-R_4$, wherein X'_f is an arylene or heteroarylene, and R_{4b} is as defined above. Numerous substituted and unsubstituted aryl halides are commercially available; others can be prepared using conventional methods. The product of Formula XLIV, prepared by either of these methods, or a pharmaceutically acceptable salt thereof can be isolated using conventional methods.

When appropriate, the methods shown in steps (7) and (8) of Reaction Scheme II may be used to convert a compound of Formula XLIV to a compound of Formula XLV using steps (15) and (16) of Reaction Scheme VII. The product or pharmaceutically acceptable salt thereof can be isolated by conventional methods.

Reaction Scheme VII



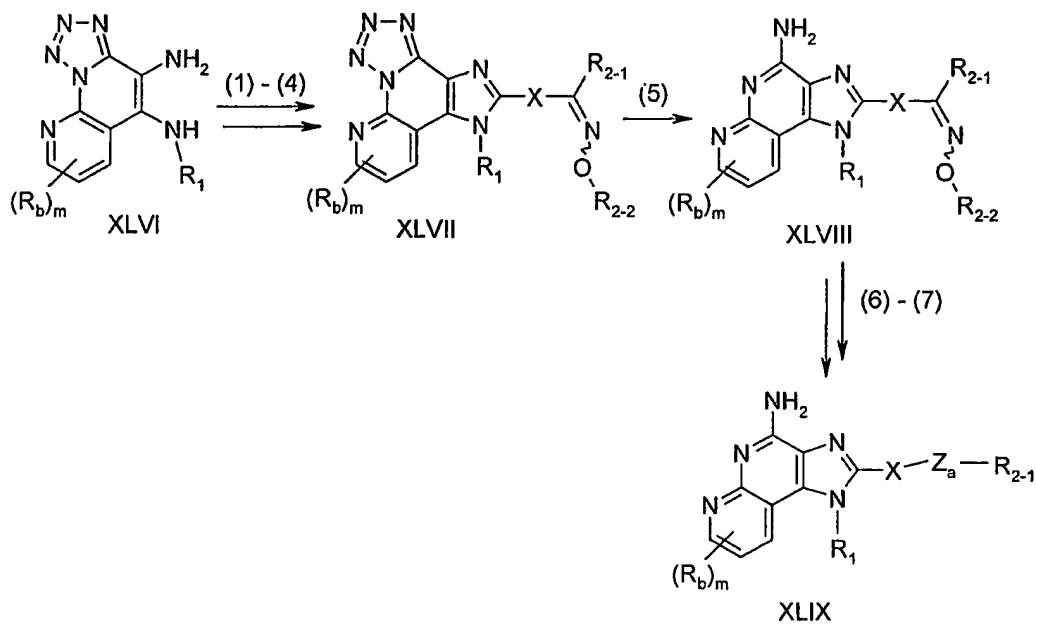
For some embodiments, naphthyridines of the invention are prepared from tetrazolo compounds of Formulas XLVI and L according to Reaction Schemes VIII and IX, wherein R₁, R₂₋₁, R₂₋₂, R, n, Z_n, and X are as defined above. Compounds of Formula XLVI and L and synthetic routes to these compounds are known; see, for example, U.S. Patent No. 6,194,425 (Gerster).

Steps (1) through (4) of Reaction Schemes VIII and IX are analogous to steps (1) through (4) of Reaction Scheme II and can be carried out using the same methods.

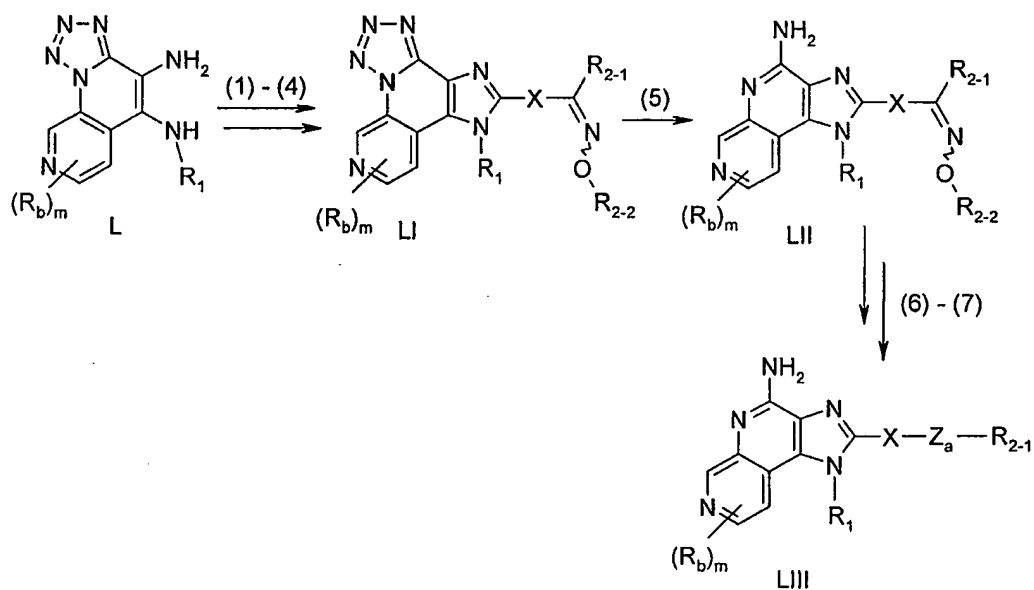
The tetrazolo group of a compound of Formula XLVII or LI can then be removed in step (5) of Reaction Scheme IX or X to provide a 1*H*-imidazo[4,5-*c*]naphthyridin-4-amine of Formula XLVIII or LII, each of which is a subgenus of Formula I. The removal of the tetrazolo group can be carried out as described in steps (5) and (6) of Reaction Scheme VI or by using methods described in U.S. Patent No. 6,194,425 (Gerster). The product or a pharmaceutically acceptable salt thereof can be isolated by conventional methods.

When appropriate, the methods shown in steps (7) and (8) of Reaction Scheme II may be used to convert a compound of Formula XLVIII or LII to a compound of Formula XLIX or LIII using steps (6) and (7) of Reaction Scheme VIII or IX, respectively. The product of Formula XLIX or LIII, each of which is a subgenus of Formula I, or a pharmaceutically acceptable salt thereof can be isolated by conventional methods.

Reaction Scheme VIII



Reaction Scheme IX



5 Compounds of the invention can be prepared according to Reaction Scheme X where R_{A1} , R_{B1} , R_1 , R_{2-2} , R_{2-3} , Y , and P are as defined above and PMB is *para*-methoxybenzyl.

In step (1) of Reaction Scheme X, a 2,4-dichloro-3-nitropyridine of Formula LIV is reacted with an amine of formula R_1-NH_2 to provide a 2-chloro-3-nitropyridin-4-amine

of Formula LV. The reaction can be carried out using the method described in step (5) of Reaction Scheme VII. Some 2,4-dichloro-3-nitropyridines of Formula LIV are known; others can be prepared using known synthetic methods. See, for example, U.S. Patent No. 6,525,064 (Dellaria) and the references cited therein.

5 In step (2) of Reaction Scheme X, a 2-chloro-3-nitropyridin-4-amine of Formula LV is reduced to provide a 2-chloropyridine-3,4-diamine of Formula LVI. The reduction can be carried out using the methods described in step (6) of Reaction Scheme VII.

 In step (3) of Reaction Scheme X, a 2-chloropyridine-3,4-diamine of Formula LVI is reacted with a carboxylic acid or an equivalent thereof to provide a 4-chloro-1*H*-imidazo[4,5-*c*]pyridine of Formula LVII. The reaction can be carried out using the
10 method described in step (1) of Reaction Scheme II.

 In step (4) of Reaction Scheme X, the protecting group of a 4-chloro-1*H*-imidazo[4,5-*c*]pyridine of Formula LVII is removed to provide a hydroxyalkyl-substituted 4-chloro-1*H*-imidazo[4,5-*c*]pyridine of Formula LVIII. The deprotection can be carried
15 out using a variety of methods depending on which P group is present. When P is an ethyl group, the reaction can be carried out by adding a solution of boron tribromide in a suitable solvent to a solution or suspension of a compound of Formula LVII in a suitable solvent such as dichloromethane. The reaction can be carried out at a sub-ambient temperature such as 0 °C.

 In step (5) of Reaction Scheme X, a 4-chloro-1*H*-imidazo[4,5-*c*]pyridine of Formula LVIII is reacted with 4-methoxybenzylamine to provide an *N*-(4-methoxybenzyl)-1*H*-imidazo[4,5-*c*]pyridin-4-amine of Formula LIX. The reaction can be carried out by combining a compound of Formula LVIII with excess *N*-(4-methoxybenzyl)amine and excess pyridine hydrochloride in a suitable solvent such as
20 2,2,2-trifluoroethanol and heating (150 °C) in a microwave reactor.

 In step (6) of Reaction Scheme X, the 4-methoxybenzyl group is removed from an *N*-(4-methoxybenzyl)-1*H*-imidazo[4,5-*c*]pyridin-4-amine of Formula LIX to provide a 1*H*-imidazo[4,5-*c*]pyridin-4-amine of Formula LX. The reaction can be carried out by treating a compound of Formula LIX with trifluoroacetic acid at ambient temperature.

 In step (7) of Reaction Scheme X, a hydroxyalkyl-substituted 1*H*-imidazo[4,5-*c*]pyridin-4-amine of Formula LX is chlorinated to provide a chloroalkyl-substituted 1*H*-imidazo[4,5-*c*]pyridin-4-amine of Formula LXI. The reaction can be carried out by
30

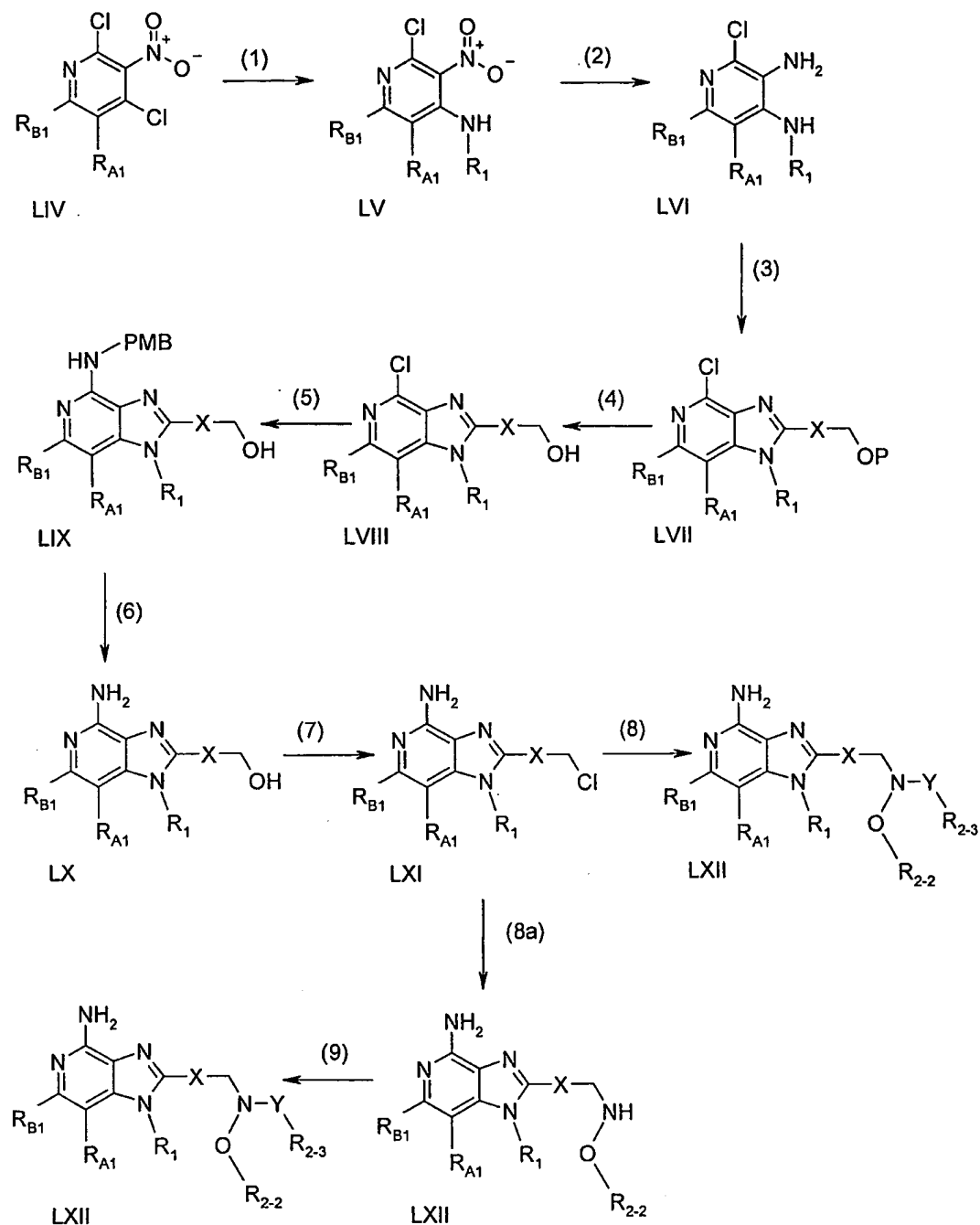
treating a solution of a compound of Formula LX in a suitable solvent such as chloroform with thionyl chloride. The reaction can be carried out at an elevated temperature such as the reflux temperature of the solvent.

5 In step (8) of Reaction Scheme X, the chloro group of a chloroalkyl-substituted 1*H*-imidazo[4,5-*c*]pyridin-4-amine of Formula LXI is displaced with a hydroxylamine of formula HN(Y-R₂₋₃)OR₂₋₂ or a salt thereof to provide a 1*H*-imidazo[4,5-*c*]pyridin-4-amine of Formula LXII, which is a subgenus of Formulas I and II. The reaction can be carried out using the methods described in step (4) of Reaction Scheme I.

10 In step (8a) of Reaction Scheme X, the chloro group of a chloroalkyl-substituted 1*H*-imidazo[4,5-*c*]pyridin-4-amine of Formula LXI is displaced with a hydroxylamine of formula H₂NOR₂₋₂ or a salt thereof to provide a 1*H*-imidazo[4,5-*c*]pyridin-4-amine of Formula LXIII, which is a subgenus of Formulas I and II. The reaction can be carried out using the methods described in step (4) of Reaction Scheme I.

15 In step (9) of Reaction Scheme X, a 1*H*-imidazo[4,5-*c*]pyridin-4-amine of Formula LXIII is further derivatized to provide a 1*H*-imidazo[4,5-*c*]pyridin-4-amine of Formula LXII, which is a subgenus of Formulas I and II. The reaction can be carried out using the methods described in step (8) of Reaction Scheme II.

Reaction Scheme X



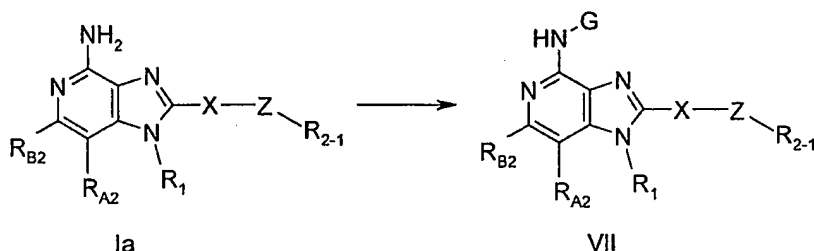
For certain embodiments, compounds of the invention can be prepared according to Reaction Scheme XI, wherein R_{A2} , R_{B2} , R_1 , R_{2-1} , X , Z , and G are as defined above.

5 Compounds of Formula Ia can be prepared according to the methods described above.

The amino group of a compound of Formula Ia can be converted by conventional methods

to a functional group such as an amide, carbamate, urea, amidine, or another hydrolyzable group. A compound of this type can be made by the replacement of a hydrogen atom in an amino group with a group such as -C(O)-R", α -aminoacyl, α -aminoacyl- α -aminoacyl, -C(O)-O-R", -C(O)-N(R''')-R", -C(=NY₁)-R", -CH(OH)-C(O)-OY₁, -CH(OC₁₋₄ alkyl)Y₀,
 5 -CH₂Y₂, or -CH(CH₃)Y₂; wherein R" and R''' are each independently C₁₋₁₀ alkyl, C₃₋₇ cycloalkyl, phenyl, or benzyl, each of which may be unsubstituted or substituted by one or more substituents independently selected from the group consisting of halogen, hydroxy, nitro, cyano, carboxy, C₁₋₆ alkyl, C₁₋₄ alkoxy, aryl, heteroaryl, arylC₁₋₄ alkylenyl, heteroarylC₁₋₄ alkylenyl, haloC₁₋₄ alkylenyl, haloC₁₋₄ alkoxy, -O-C(O)-CH₃, -C(O)-O-CH₃,
 10 -C(O)-NH₂, -O-CH₂-C(O)-NH₂, -NH₂, and -S(O)₂-NH₂; with the proviso that R''' may also be hydrogen; each α -aminoacyl group is independently selected from racemic, D, or L-amino acids; Y₁ is hydrogen, C₁₋₆ alkyl, or benzyl; Y₀ is C₁₋₆ alkyl, carboxyC₁₋₆ alkylenyl, aminoC₁₋₄ alkylenyl, mono-*N*-C₁₋₆ alkylaminoC₁₋₄ alkylenyl, or di-*N,N*-C₁₋₆ alkylaminoC₁₋₄ alkylenyl; and Y₂ is mono-*N*-C₁₋₆ alkylamino,
 15 di-*N,N*-C₁₋₆ alkylamino, morpholin-4-yl, piperidin-1-yl, pyrrolidin-1-yl, or 4-C₁₋₄ alkylpiperazin-1-yl. Particularly useful compounds of Formula VII are amides derived from carboxylic acids containing one to ten carbon atoms, amides derived from amino acids, and carbamates containing one to ten carbon atoms. The reaction can be carried out, for example, by combining a compound of Formula Ia with a chloroformate or acid chloride, such as ethyl chloroformate or acetyl chloride, in the presence of a base such
 20 as triethylamine in a suitable solvent such as dichloromethane at room temperature.

Reaction Scheme XI



25

Compounds of the invention can also be prepared using variations of the synthetic routes shown in Reaction Schemes I through X that would be apparent to one of skill in the art. For example, the order of steps may be changed in Reaction Schemes II, III, and

VI through IX to prepare compounds of the invention. Compounds of the invention can also be prepared using the synthetic routes described in the EXAMPLES below.

Pharmaceutical Compositions and Biological Activity

5 Pharmaceutical compositions of the invention contain a therapeutically effective amount of a compound or salt described above in combination with a pharmaceutically acceptable carrier.

 The terms "a therapeutically effective amount" and "effective amount" mean an amount of the compound or salt sufficient to induce a therapeutic or prophylactic effect, such as cytokine induction, immunomodulation, antitumor activity, and/or antiviral activity. The exact amount of compound or salt used in a pharmaceutical composition of the invention will vary according to factors known to those of skill in the art, such as the physical and chemical nature of the compound or salt, the nature of the carrier, and the intended dosing regimen.

10 In some embodiments, the compositions of the invention will contain sufficient active ingredient or prodrug to provide a dose of about 100 nanograms per kilogram (ng/kg) to about 50 milligrams per kilogram (mg/kg), preferably about 10 micrograms per kilogram ($\mu\text{g}/\text{kg}$) to about 5 mg/kg, of the compound or salt to the subject.

 In other embodiments, the compositions of the invention will contain sufficient active ingredient or prodrug to provide a dose of, for example, from about $0.01 \text{ mg}/\text{m}^2$ to about $5.0 \text{ mg}/\text{m}^2$, computed according to the Dubois method, in which the body surface area of a subject (m^2) is computed using the subject's body weight: $\text{m}^2 = (\text{wt kg}^{0.425} \times \text{height cm}^{0.725}) \times 0.007184$, although in some embodiments the methods may be performed by administering a compound or salt or composition in a dose outside this range. In some of these embodiments, the method includes administering sufficient compound to provide a dose of from about $0.1 \text{ mg}/\text{m}^2$ to about $2.0 \text{ mg}/\text{m}^2$ to the subject, for example, a dose of from about $0.4 \text{ mg}/\text{m}^2$ to about $1.2 \text{ mg}/\text{m}^2$.

 A variety of dosage forms may be used, such as tablets, lozenges, capsules, parenteral formulations, syrups, creams, ointments, aerosol formulations, transdermal patches, transmucosal patches and the like. These dosage forms can be prepared with conventional pharmaceutically acceptable carriers and additives using conventional

methods, which generally include the step of bringing the active ingredient into association with the carrier.

The compounds or salts of the invention can be administered as the single therapeutic agent in the treatment regimen, or the compounds or salts described herein
5 may be administered in combination with one another or with other active agents, including additional immune response modifiers, antivirals, antibiotics, antibodies, proteins, peptides, oligonucleotides, etc.

Compounds or salts of the invention have been shown to induce the production of certain cytokines in experiments performed according to the tests set forth below. These
10 results indicate that the compounds or salts are useful for modulating the immune response in a number of different ways, rendering them useful in the treatment of a variety of disorders.

Cytokines whose production may be induced by the administration of compounds or salts of the invention generally include interferon- α (IFN- α) and tumor necrosis factor- α (TNF- α) as well as certain interleukins (IL). Cytokines whose biosynthesis may be
15 induced by compounds or salts of the invention include IFN- α , TNF- α , IL-1, IL-6, IL-10 and IL-12, and a variety of other cytokines. Among other effects, these and other cytokines can inhibit virus production and tumor cell growth, making the compounds or salts useful in the treatment of viral diseases and neoplastic diseases. Accordingly, the
20 invention provides a method of inducing cytokine biosynthesis in an animal comprising administering an effective amount of a compound or salt of the invention to the animal. The animal to which the compound or salt is administered for induction of cytokine biosynthesis may have a disease as described *infra*, for example a viral disease or a neoplastic disease, and administration of the compound or salt may provide therapeutic
25 treatment. Alternatively, the compound or salt may be administered to the animal prior to the animal acquiring the disease so that administration of the compound or salt may provide a prophylactic treatment.

In addition to the ability to induce the production of cytokines, compounds or salts described herein can affect other aspects of the innate immune response. For example,
30 natural killer cell activity may be stimulated, an effect that may be due to cytokine induction. The compounds or salts may also activate macrophages, which in turn

stimulate secretion of nitric oxide and the production of additional cytokines. Further, the compounds or salts may cause proliferation and differentiation of B-lymphocytes.

Compounds or salts described herein can also have an effect on the acquired immune response. For example, the production of the T helper type 1 (T_H1) cytokine IFN- γ may be induced indirectly and the production of the T helper type 2 (T_H2) cytokines IL-4, IL-5 and IL-13 may be inhibited upon administration of the compounds or salts.

Whether for prophylaxis or therapeutic treatment of a disease, and whether for effecting innate or acquired immunity, the compound or salt or composition may be administered alone or in combination with one or more active components as in, for example, a vaccine adjuvant. When administered with other components, the compound or salt or composition and other component or components may be administered separately; together but independently such as in a solution; or together and associated with one another such as (a) covalently linked or (b) non-covalently associated, e.g., in a colloidal suspension.

Conditions for which compounds or salts or compositions identified herein may be used as treatments include, but are not limited to:

(a) viral diseases such as, for example, diseases resulting from infection by an adenovirus, a herpesvirus (e.g., HSV-I, HSV-II, CMV, or VZV), a poxvirus (e.g., an orthopoxvirus such as variola or vaccinia, or molluscum contagiosum), a picornavirus (e.g., rhinovirus or enterovirus), an orthomyxovirus (e.g., influenzavirus), a paramyxovirus (e.g., parainfluenzavirus, mumps virus, measles virus, and respiratory syncytial virus (RSV)), a coronavirus (e.g., SARS), a papovavirus (e.g., papillomaviruses, such as those that cause genital warts, common warts, or plantar warts), a hepadnavirus (e.g., hepatitis B virus), a flavivirus (e.g., hepatitis C virus or Dengue virus), or a retrovirus (e.g., a lentivirus such as HIV);

(b) bacterial diseases such as, for example, diseases resulting from infection by bacteria of, for example, the genus *Escherichia*, *Enterobacter*, *Salmonella*, *Staphylococcus*, *Shigella*, *Listeria*, *Aerobacter*, *Helicobacter*, *Klebsiella*, *Proteus*, *Pseudomonas*, *Streptococcus*, *Chlamydia*, *Mycoplasma*, *Pneumococcus*, *Neisseria*, *Clostridium*, *Bacillus*, *Corynebacterium*, *Mycobacterium*, *Campylobacter*, *Vibrio*, *Serratia*, *Providencia*, *Chromobacterium*, *Brucella*, *Yersinia*, *Haemophilus*, or *Bordetella*;

(c) other infectious diseases, such as chlamydia, fungal diseases including but not limited to candidiasis, aspergillosis, histoplasmosis, cryptococcal meningitis, or parasitic diseases including but not limited to malaria, pneumocystis carinii pneumonia, leishmaniasis, cryptosporidiosis, toxoplasmosis, and trypanosome infection;

5 (d) neoplastic diseases, such as intraepithelial neoplasias, cervical dysplasia, actinic keratosis, basal cell carcinoma, squamous cell carcinoma, renal cell carcinoma, Kaposi's sarcoma, melanoma, leukemias including but not limited to acute myeloid leukemia, acute lymphocytic leukemia, chronic myeloid leukemia, chronic lymphocytic leukemia, multiple myeloma, Hodgkin's lymphoma, non-Hodgkin's lymphoma, cutaneous
10 T-cell lymphoma, B-cell lymphoma, and hairy cell leukemia, and other cancers;

(e) T_H2 -mediated, atopic diseases, such as atopic dermatitis or eczema, eosinophilia, asthma, allergy, allergic rhinitis, and Ommen's syndrome;

(f) certain autoimmune diseases such as systemic lupus erythematosus, essential thrombocythaemia, multiple sclerosis, discoid lupus, alopecia areata; and

15 (g) diseases associated with wound repair such as, for example, inhibition of keloid formation and other types of scarring (e.g., enhancing wound healing, including chronic wounds).

Additionally, a compound or salt identified herein may be useful as a vaccine adjuvant for use in conjunction with any material that raises either humoral and/or cell
20 mediated immune response, such as, for example, live viral, bacterial, or parasitic immunogens; inactivated viral, tumor-derived, protozoal, organism-derived, fungal, or bacterial immunogens; toxoids; toxins; self-antigens; polysaccharides; proteins; glycoproteins; peptides; cellular vaccines; DNA vaccines; autologous vaccines; recombinant proteins; and the like, for use in connection with, for example, BCG, cholera,
25 plague, typhoid, hepatitis A, hepatitis B, hepatitis C, influenza A, influenza B, parainfluenza, polio, rabies, measles, mumps, rubella, yellow fever, tetanus, diphtheria, hemophilus influenza b, tuberculosis, meningococcal and pneumococcal vaccines, adenovirus, HIV, chicken pox, cytomegalovirus, dengue, feline leukemia, fowl plague, HSV-1 and HSV-2, hog cholera, Japanese encephalitis, respiratory syncytial virus,
30 rotavirus, papilloma virus, yellow fever, and Alzheimer's Disease.

Compounds or salts identified herein may be particularly helpful in individuals having compromised immune function. For example, compounds or salts may be used for

treating the opportunistic infections and tumors that occur after suppression of cell mediated immunity in, for example, transplant patients, cancer patients and HIV patients.

Thus, one or more of the above diseases or types of diseases, for example, a viral disease or a neoplastic disease may be treated in an animal in need thereof (having the
5 disease) by administering a therapeutically effective amount of a compound or salt of the invention to the animal.

An animal may also be vaccinated by administering an effective amount of a compound or salt described herein, as a vaccine adjuvant. In one embodiment, there is provided a method of vaccinating an animal comprising administering an effective amount
10 of a compound or salt described herein to the animal as a vaccine adjuvant.

An amount of a compound or salt effective to induce cytokine biosynthesis is an amount sufficient to cause one or more cell types, such as monocytes, macrophages, dendritic cells and B-cells to produce an amount of one or more cytokines such as, for example, IFN- α , TNF- α , IL-1, IL-6, IL-10 and IL-12 that is increased (induced) over a
15 background level of such cytokines. The precise amount will vary according to factors known in the art but is expected to be a dose of about 100 ng/kg to about 50 mg/kg, preferably about 10 μ g/kg to about 5 mg/kg. In other embodiments, the amount is expected to be a dose of, for example, from about 0.01 mg/m² to about 5.0 mg/m², (computed according to the Dubois method as described above) although in some
20 embodiments the induction or inhibition of cytokine biosynthesis may be performed by administering a compound or salt in a dose outside this range. In some of these embodiments, the method includes administering sufficient compound or salt or composition to provide a dose of from about 0.1 mg/m² to about 2.0 mg/m² to the subject, for example, a dose of from about 0.4 mg/m² to about 1.2 mg/m².

The invention also provides a method of treating a viral infection in an animal and a method of treating a neoplastic disease in an animal comprising administering an effective amount of a compound or salt of the invention to the animal. An amount effective to treat or inhibit a viral infection is an amount that will cause a reduction in one or more of the manifestations of viral infection, such as viral lesions, viral load, rate of
30 virus production, and mortality as compared to untreated control animals. The precise amount that is effective for such treatment will vary according to factors known in the art but is expected to be a dose of about 100 ng/kg to about 50 mg/kg, preferably about 10

μg/kg to about 5 mg/kg. An amount of a compound or salt effective to treat a neoplastic condition is an amount that will cause a reduction in tumor size or in the number of tumor foci. Again, the precise amount will vary according to factors known in the art but is expected to be a dose of about 100 ng/kg to about 50 mg/kg, preferably about 10 μg/kg to about 5 mg/kg. In other embodiments, the amount is expected to be a dose of, for example, from about 0.01 mg/m² to about 5.0 mg/m², (computed according to the Dubois method as described above) although in some embodiments either of these methods may be performed by administering a compound or salt in a dose outside this range. In some of these embodiments, the method includes administering sufficient compound or salt to provide a dose of from about 0.1 mg/m² to about 2.0 mg/m² to the subject, for example, a dose of from about 0.4 mg/m² to about 1.2 mg/m².

In addition to the formulations and uses described specifically herein, other formulations, uses, and administration devices suitable for compounds of the present invention are described in, for example, International Publication Nos. WO 03/077944 and WO 02/036592, U.S. Patent No. 6,245,776, and U.S. Publication Nos. 2003/0139364, 2003/185835, 2004/0258698, 2004/0265351, 2004/076633, and 2005/0009858.

Objects and advantages of this invention are further illustrated by the following examples, but the particular materials and amounts thereof recited in these examples, as well as other conditions and details, should not be construed to unduly limit this invention.

EXAMPLES

Preparation of 2-Chloromethyl-1-(2-methylpropyl)-1*H*-imidazo[4,5-*c*]quinolin-4-amine

Part A

*N*⁴-(2-Methylpropyl)quinoline-3,4-diamine (U.S. Patent No. 5,389,640 Example 1, 41 g, 0.190 mol), dichloromethane (550 mL), triethylamine (40 mL, 0.286 mol), and chloroacetyl chloride (16.7 mL, 0.210 mol) were combined and then stirred at ambient temperature over the weekend. The reaction mixture was diluted with 1,2-dichloroethane (75 mL) and then washed with saturated aqueous sodium bicarbonate (3 x 400 mL). The

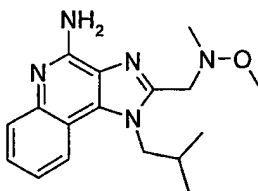
organic layer was dried over magnesium sulfate, filtered through a layer of CELITE filter aid, and then concentrated under reduced pressure to provide 52.81 g of 2-chloromethyl-1-(2-methylpropyl)-1*H*-imidazo[4,5-*c*]quinoline as a brown solid.

Part B

5 3-Chloroperoxybenzoic acid (mCPBA) (32.7 g of 77% pure material, 146 mmol) was added over a period of five minutes to a solution of 2-chloromethyl-1-(2-methylpropyl)-1*H*-imidazo[4,5-*c*]quinoline (20.0 g, 73.1 mmol) in chloroform (500 mL); the reaction mixture was stirred at ambient temperature for one hour. Ammonium hydroxide (200 mL) was added, and then *p*-toluenesulfonyl chloride (16.7 g, 87.7 mmol)
10 was added in portions over a period of 10 minutes. The reaction mixture was stirred at ambient temperature for one hour, and then water (200 mL) was added. The aqueous layer was separated and extracted with dichloromethane (2 x 200 mL). The combined organic fractions were dried over magnesium sulfate, filtered, and concentrated under reduced pressure to provide 32 g of crude product as a tan solid. The crude product was dissolved
15 in dichloromethane (50 mL), and the resulting solution was divided into two portions. Each portion was purified by column chromatography using a HORIZON HPFC system (an automated, modular high-performance flash purification product available from Biotage, Inc, Charlottesville, Virginia, USA) using a FLASH 65I silica cartridge (also available from Biotage, Inc.) (eluting with ethyl acetate:methanol in a gradient from 98:2
20 to 85:15) to provide 11.24 g of 2-chloromethyl-1-(2-methylpropyl)-1*H*-imidazo[4,5-*c*]quinolin-4-amine as a tan solid.

Example 1

25 1-(2-Methylpropyl)-2- {[methoxy(methyl)amino]methyl}-1*H*-imidazo[4,5-*c*]quinolin-4-amine



2-Chloromethyl-1-(2-methylpropyl)-1*H*-imidazo[4,5-*c*]quinolin-4-amine (0.100 g, 0.346 mmol) and triethylamine (0.105 g, 1.04 mmol) were added to a solution of *N,O*-dimethylhydroxylamine hydrochloride (0.068 g, 0.69 mmol) in *N,N*-dimethylformamide

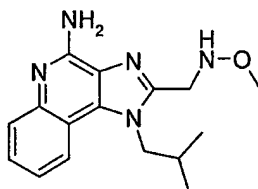
(DMF) (2 mL). A precipitate formed after the addition of triethylamine. The reaction was heated with stirring for three days at 50 °C, allowed to cool to ambient temperature, and partitioned between ethyl acetate (5 mL) and water (5 mL). The organic fraction was concentrated under reduced pressure to afford a white solid, which was purified by preparative high performance liquid chromatography (prep HPLC) using a Waters FractionLynx automated purification system. The prep HPLC fractions were analyzed using a Waters LC/TOF-MS, and the appropriate fractions were centrifuge evaporated to provide the trifluoroacetate salt of the desired compound. Reversed phase prep HPLC was performed with non-linear gradient elution from 5-95% B where A is 0.05% trifluoroacetic acid/water and B is 0.05% trifluoroacetic acid/acetonitrile. Fractions were collected by mass-selective triggering. The prep HPLC purification afforded 1-(2-methylpropyl)-2-[(methoxy(methyl)amino)methyl]-1*H*-imidazo[4,5-*c*]quinolin-4-amine trifluoroacetate.

HRMS (ESI) m/z 314.1974 (M+H).

15

Example 2

1-(2-Methylpropyl)-2-[(methoxyamino)methyl]-1*H*-imidazo[4,5-*c*]quinolin-4-amine



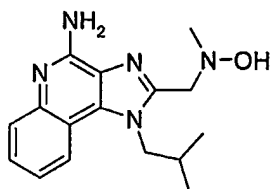
Methoxylamine hydrochloride (145 mg, 1.73 mmol) was added to a solution of 2-chloromethyl-1-(2-methylpropyl)-1*H*-imidazo[4,5-*c*]quinolin-4-amine (0.250 g, 0.866 mmol) in DMF (3 mL). A precipitate formed. Triethylamine (0.263 g, 2.60 mmol) was added, and the reaction was heated with stirring overnight at 50 °C, allowed to cool to ambient temperature, and partitioned between ethyl acetate (5 mL) and water (5 mL). The aqueous fraction was extracted twice with ethyl acetate, and the combined organic fractions were dried over magnesium sulfate, filtered, and concentrated under reduced pressure. The crude product was purified by radial chromatography on a silica gel plate (2 mm) (eluting sequentially with 2% and 5% methanol in chloroform). The solid was then purified by prep HPLC as described in Example 1 to provide 1-(2-methylpropyl)-2-[(methoxyamino)methyl]-1*H*-imidazo[4,5-*c*]quinolin-4-amine trifluoroacetate.

25

HRMS (ESI) m/z 300.1839 (M+H).

Example 3

2-{{[Hydroxy(methyl)amino]methyl}-1-(2-methylpropyl)-1*H*-imidazo[4,5-*c*]quinolin-4-amine

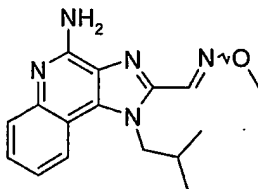


The method described in Example 1 was followed using *N*-methylhydroxylamine hydrochloride (0.058 g, 0.69 mmol) in lieu of *N,O*-dimethylhydroxylamine hydrochloride. The product was purified by prep HPLC as described in Example 1 to provide 2-
 10 { [hydroxy(methyl)amino]methyl}-1-(2-methylpropyl)-1*H*-imidazo[4,5-*c*]quinolin-4-amine trifluoroacetate.

HRMS (ESI) m/z 300.1826 (M+H).

Example 4

15 4-Amino-1-(2-methylpropyl)-1*H*-imidazo[4,5-*c*]quinoline-2-carbaldehyde *O*-methyloxime



Part A

A solution of 1-(2-methylpropyl)-1*H*-imidazo[4,5-*c*]quinoline (U.S. Patent No. 5,175,296 Example 1 Part C, 25.64 g, 113.8 mmol) in tetrahydrofuran (THF) (450 mL)
 20 was cooled to -78 °C. Butyllithium (45.5 mL of a 2.5 M solution in hexanes) was added dropwise over a period of ten minutes, and the resulting solution was stirred for ten minutes. DMF (20.1 mL, 274.4 mmol) was added, and the reaction was allowed to warm to room temperature and stirred for one hour. The THF was then removed under reduced pressure, and the residue was dissolved in ethyl acetate (400 mL). The resulting solution
 25 was washed with brine (400 mL), dried over magnesium sulfate, filtered, and concentrated

under reduced pressure. The crude product was purified by column chromatography on silica gel (eluting sequentially with 0.5% and 1% methanol in dichloromethane) to provide 10.5 g of 1-(2-methylpropyl)-1*H*-imidazo[4,5-*c*]quinoline-2-carbaldehyde as a light brown solid.

5 Part B

Methoxylamine hydrochloride (0.659 g, 7.90 mmol) was added to a stirred suspension of 1-(2-methylpropyl)-1*H*-imidazo[4,5-*c*]quinoline-2-carbaldehyde (1.00 g, 3.95 mmol) in methanol (10 mL), and the reaction was stirred at room temperature overnight. The methanol was removed under reduced pressure, and the residue was
10 diluted with saturated aqueous sodium bicarbonate (50 mL). The resulting mixture was extracted with dichloromethane (3 x 30 mL), and the combined extracts were dried over magnesium sulfate, filtered, and concentrated under reduced pressure to provide 1.16 g of 1-(2-methylpropyl)-1*H*-imidazo[4,5-*c*]quinoline-2-carbaldehyde *O*-methyloxime as a pale yellow oil that solidified upon standing.

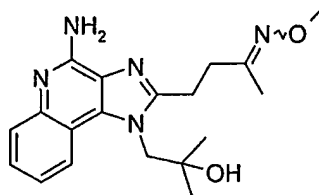
15 Part C

mCPBA (1.75 g of 77% pure material, 7.79 mmol) was added in portions over a period of five minutes to a solution of 1-(2-methylpropyl)-1*H*-imidazo[4,5-*c*]quinoline-2-carbaldehyde *O*-methyloxime (1.1 g, 3.9 mmol) in chloroform (40 mL), and the reaction was stirred at room temperature for one hour. Ammonium hydroxide (20 mL) was added,
20 and the resulting mixture was stirred for five minutes before the addition of *p*-toluenesulfonyl chloride (0.891 g, 4.68 mmol) in portions. The reaction mixture was stirred at room temperature for 1.5 hours. The aqueous layer was then separated and extracted with dichloromethane (3 x 30 mL). The combined organic fractions were dried over magnesium sulfate, filtered, and concentrated under reduced pressure to provide 2.2 g
25 of crude product as a brown foamy solid. The crude product was dissolved in dichloromethane (15 mL) and purified by chromatography using a HORIZON HPFC system (FLASH 40M silica cartridge available from Biotage, Inc., eluting with 2% to 7% methanol in ethyl acetate). The resulting product (580 mg) was recrystallized from acetonitrile (10 mL), and the crystals were isolated by filtration, washed with diethyl ether,
30 and dried overnight in a vacuum oven at 65 °C to provide 236 mg of 4-amino-1-(2-methylpropyl)-1*H*-imidazo[4,5-*c*]quinoline-2-carbaldehyde *O*-methyloxime as a brown solid, mp 181-183 °C.

Anal. Calcd for C₁₆H₁₉N₃O: C, 64.63; H, 6.44; N, 23.55. Found: C, 64.37; H, 6.39; N, 23.57.

Example 5

- 5 4-[4-Amino-1-(2-hydroxy-2-methylpropyl)-1*H*-imidazo[4,5-*c*]quinolin-2-yl]butan-2-one
O-methyloxime



Part A

A mixture of ethyl levulinate (58.35 g, 400.0 mmol), ethylene glycol (75.36 g, 1.21
10 mol), pyridinium *p*-toluenesulfonate (100 mg) and toluene (200 mL) was heated at reflux
under a Dean Stark trap. The trap was emptied every 15 minutes during the reaction until
approximately 200 mL of reaction volatiles had been removed. The remaining toluene
was removed under reduced pressure, and the resulting oil was partitioned between ethyl
acetate (200 mL) and water (50 mL). The organic layer was separated and washed
15 sequentially with water (2 x 50 mL), saturated aqueous sodium bicarbonate (50 mL), and
brine (50 mL); dried over sodium sulfate, filtered, and concentrated under reduced
pressure to provide 68.9 g of ethyl 3-(2-methyl-1,3-dioxolan-2-yl)propanoate as a light
yellow oil.

Part B

20 A solution of ethyl 3-(2-methyl-1,3-dioxolan-2-yl)propanoate (68.9 g, 366 mmol)
in methanol (73 mL) was cooled to approximately 0 °C. A warm solution of sodium
hydroxide (14.63 g, 366 mmol) in water (73 mL) was added dropwise over a period of
three hours. The reaction was then allowed to warm to room temperature and stirred for
17 hours. The methanol was removed under reduced pressure, and the resulting aqueous
25 solution was diluted with water (400 mL) and washed with ethyl acetate (150 mL). The
aqueous solution was then cooled to approximately 0 °C and adjusted to pH 2 with the
addition of sulfuric acid (180 mL of 1 M). The resulting mixture was extracted with ethyl
acetate (2 x 150 mL), and the combined extracts were washed with brine (50 mL), dried

over sodium sulfate, filtered, and concentrated under reduced pressure to provide 38.6 g of 3-(2-methyl-1,3-dioxolan-2-yl)propanoic acid as a light yellow oil.

Part C

A solution of 3-(2-methyl-1,3-dioxolan-2-yl)propanoic acid (8.95 g, 55.9 mmol) in
5 dichloromethane (111 mL) was cooled to approximately 0 °C. *N*-hydroxysuccinimide
(7.10 g, 61.5 mmol), 4-methylmorpholine (6.22 g, 61.5 mmol), and 1-(3-
dimethylaminopropyl)-3-ethylcarbodiimide hydrochloride (11.8 g, 61.5 mmol) were
sequentially added with stirring. The reaction was then allowed to warm to room
temperature, stirred for 17 hours, and partitioned between dichloromethane (150 mL) and
10 water (50 mL). The organic layer was separated; sequentially washed with water (50 mL),
saturated aqueous sodium bicarbonate (2 x 50 mL), and brine (50 mL); dried over sodium
sulfate; filtered; and concentrated under reduced pressure to provide 13 g of 1-{[3-(2-
methyl-1,3-dioxolan-2-yl)propanoyl]oxy}pyrrolidine-2,5-dione as a white solid.

Part D

15 A solution of 3-amino-4-(2-hydroxy-2-methylpropylamino)quinoline (U.S. Patent
No. 5,389,640, 6.00 g, 26.0 mmol) and 1-{[3-(2-methyl-1,3-dioxolan-2-
yl)propanoyl]oxy}pyrrolidine-2,5-dione (8.01 g, 31.1 mmol) in pyridine (130 mL) was
heated at reflux under a Dean-Stark trap for seven hours, allowed to cool to room
temperature, and stirred for 48 hours. The volatiles were removed under reduced pressure,
20 and the residue was dissolved in dichloromethane (200 mL). The resulting solution was
washed sequentially with saturated aqueous sodium bicarbonate (2 x 100 mL) and brine
(100 mL), dried over sodium sulfate, filtered, and concentrated under reduced pressure.
The resulting dark brown oil was purified by column chromatography on silica gel (eluting
with dichloromethane and 5% methanol in dichloromethane) to provide 4.5 g of 2-methyl-
25 1-{2-[2-(2-methyl-1,3-dioxolan-2-yl)ethyl]-1*H*-imidazo[4,5-*c*]quinolin-1-yl}propan-2-ol.

Part E

mCPBA (2.2 g of 60% pure material, 7.7 mmol) was added in portions over a
period of five minutes to a stirred solution of 2-methyl-1-{2-[2-(2-methyl-1,3-dioxolan-2-
yl)ethyl]-1*H*-imidazo[4,5-*c*]quinolin-1-yl}propan-2-ol (2.5 g, 7.0 mmol) in chloroform (47
30 mL), and the reaction was stirred at room temperature for 20 minutes. The reaction
mixture was partitioned between dichloromethane (200 mL) and saturated aqueous sodium
carbonate (100 mL). The organic layer was separated and washed with saturated aqueous

sodium carbonate (100 mL). The combined aqueous fractions were extracted with dichloromethane (50 mL). The combined organic fractions were washed with brine (50 mL), dried over sodium sulfate, filtered, and concentrated under reduced pressure to provide 2-methyl-1-{2-[2-(2-methyl-1,3-dioxolan-2-yl)ethyl]-5-oxido-1*H*-imidazo[4,5-
5 *c*]quinolin-1-yl}propan-2-ol as a tan solid.

Part F

Ammonium hydroxide (12 mL of 30%) was added to a stirred solution of the material from Part E in dichloromethane (35 mL). *p*-Toluenesulfonyl chloride (1.34 g, 7.03 mmol) was added in portions over a period of two minutes with vigorous stirring.
10 The reaction mixture was stirred at room temperature for five hours. A solid was present and was isolated by filtration to provide 2.1 g of white powder, which was recrystallized from ethanol (145 mL). The crystals were isolated by filtration, washed with ethanol, and dried for four hours under vacuum at 65 °C to provide 1.7 g of 1-{4-amino-2-[2-(2-methyl-1,3-dioxolan-2-yl)ethyl]-1*H*-imidazo[4,5-*c*]quinolin-1-yl}-2-methylpropan-2-ol as a
15 brown solid, mp 231-233 °C.

Anal. Calcd for C₂₀H₂₆N₄O₃: C, 64.85; H, 7.07; N, 15.12. Found: C, 64.72; H, 7.40; N, 15.05.

Part G

Concentrated hydrochloric acid (0.98 mL) was added dropwise to a stirred
20 suspension of 1-{4-amino-2-[2-(2-methyl-1,3-dioxolan-2-yl)ethyl]-1*H*-imidazo[4,5-*c*]quinolin-1-yl}-2-methylpropan-2-ol (1.45 g, 3.91 mmol) in water (26 mL), and the resulting solution was stirred at room temperature for two hours and then adjusted to pH 11 with the addition of aqueous sodium hydroxide (20% w/w). A precipitate formed, and the suspension was stirred for several minutes. The precipitate was isolated by filtration
25 and washed with water to provide 1.2 g of 4-[4-amino-1-(2-hydroxy-2-methylpropyl)-1*H*-imidazo[4,5-*c*]quinolin-2-yl]butan-2-one as a white powder.

Part H

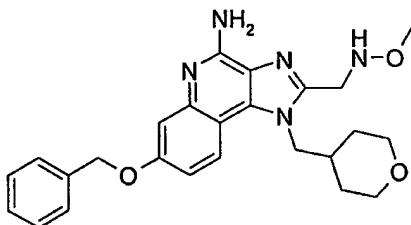
Methoxylamine hydrochloride (0.26 g, 3.1 mmol) was added to a stirred solution of 4-[4-amino-1-(2-hydroxy-2-methylpropyl)-1*H*-imidazo[4,5-*c*]quinolin-2-yl]butan-2-one
30 (0.600 g, 1.84 mmol) in pyridine (9 mL), and the reaction was stirred at room temperature for 45 minutes. Water (50 mL) was added. The aqueous layer was separated, extracted with dichloromethane (2 x 50 mL), adjusted to pH 10 with the addition of saturated

aqueous sodium carbonate, and extracted with dichloromethane (2 x 25 mL). The combined organic fractions were washed sequentially with saturated aqueous sodium bicarbonate (50 mL) and brine (50 mL), dried over sodium sulfate, filtered, and concentrated under reduced pressure. The resulting white powder was stirred with diethyl ether for one hour, isolated by filtration, and washed with diethyl ether. The resulting solid (0.45 g) was recrystallized from acetonitrile (20 mL), and the crystals were isolated by filtration, washed with acetonitrile, and dried for 15 hours under vacuum at 60 °C to provide 0.40 g of 4-[4-amino-1-(2-hydroxy-2-methylpropyl)-1*H*-imidazo[4,5-*c*]quinolin-2-yl]butan-2-one *O*-methyloxime as white needles, mp 182-184 °C.

Anal. Calcd for C₁₉H₂₅N₅O₂: C, 64.20; H, 7.09; N, 19.70. Found: C, 63.97; H, 7.21; N, 19.84.

Example 6

7-(Benzyloxy)-2-[(methoxyamino)methyl]-1-(tetrahydro-2*H*-pyran-4-ylmethyl)-1*H*-imidazo[4,5-*c*]quinolin-4-amine



Part A

1-tetrahydro-2*H*-pyran-4-ylmethanamine (40 g, 0.347 mol) was added to a stirred solution of 7-(benzyloxy)-4-chloro-3-nitroquinoline (55 g, 0.176 mol) and triethylamine (50.96 g, 0.503 mol) in *N,N*-dimethylformamide (DMF) (250 mL) at 0° C. After complete addition, the ice bath was removed. To consume the remaining starting material, additional (1-tetrahydro-2*H*-pyran-4-ylmethanamine (11 g, 95.50 mmol) was added. The reaction proceeded at ambient temp for 3 days, then was chilled in an ice-water bath. Water (250 mL) was added drop wise which caused a solid to precipitate out of solution. After stirring for 1 hour, the solid was collected by filtration, washed with diethyl ether (800 mL), and dried under reduced pressure to afford 7-(benzyloxy)-3-nitro-*N*-(tetrahydro-2*H*-pyran-4-ylmethyl)quinolin-4-amine (59.3 g) as a bright yellow solid.

Part B

A 2L glass parr vessel was charged with of 7-(benzyloxy)-3-nitro-*N*-(tetrahydro-2*H*-pyran-4-ylmethyl)quinolin-4-amine (59.34 g, 0.151 mol), platinum on carbon (5%, 6.6 g) and acetonitrile (600 mL) to provide a black mixture. The vessel was placed on a shaker and pressurized with hydrogen gas (~50 psi, 3.4×10^5 Pa). After shaking for 18 hours at ambient temperature, the mixture was filtered through CELITE filter agent, and the filter cake washed with acetonitrile. The filtrate was concentrated under reduced pressure to provide 7-(benzyloxy)-*N*⁴-(tetrahydro-2*H*-pyran-4-ylmethyl)quinoline-3,4-diamine (51.2 g) as a viscous oil.

Part C

To a stirred solution of 7-(benzyloxy)-*N*⁴-(tetrahydro-2*H*-pyran-4-ylmethyl)quinoline-3,4-diamine (51.2 g, 0.141 mol) and triethylamine (39.94 g, 0.395 mol) in dichloromethane (410 mL) at 0° C was added a solution of chloroacetyl chloride (8.67 g, 76.80 mmol) in dichloromethane (40 mL) drop wise by addition funnel. The reaction was stirred at ambient temperature for 17 hours then heated to reflux for 6 hours. The crude mixture was cooled to ambient temperature and partitioned between water and dichloromethane (200 mL). The layers were separated and the aqueous layer extracted with dichloromethane (2 x 300 mL). The organic layers were combined, washed with brine (2 x 300 mL), dried over magnesium sulfate, filtered and concentrated under reduced pressure to provide 7-(benzyloxy)-2-(chloromethyl)-1-(tetrahydro-2*H*-pyran-4-ylmethyl)-1*H*-imidazo[4,5-*c*]quinoline (61.7 g) as a brown solid.

Part D

3-Chloroperoxybenzoic acid (mCPBA) (1.4 g of 77% pure material, 4.74 mmol) was added over a period of five minutes to a solution of 7-(benzyloxy)-2-(chloromethyl)-1-(tetrahydro-2*H*-pyran-4-ylmethyl)-1*H*-imidazo[4,5-*c*]quinoline (2.0 g, 4.74 mmol) in chloroform (47 mL); the reaction mixture was stirred at ambient temperature for one hour. The reaction solution was partitioned between chloroform (50 mL) and saturated aqueous sodium carbonate (50 mL). The layers were separated and the aqueous layer extracted with chloroform (50 mL). The organic layers were combined, dried over sodium sulfate, filtered, and concentrated under reduced pressure to afford an oil. To the crude *N*-oxide dissolved in dichloromethane (24 mL) was added ammonium hydroxide (8 mL), and then

p-toluenesulfonyl chloride (1.0 g, 3.11 mmol) was added in portions over a period of 2 minutes. The reaction mixture was stirred at ambient temperature for one hour, and then saturated aqueous sodium carbonate (50 mL) and chloroform (50 mL) were added. The aqueous layer was separated and extracted with chloroform (50 mL). The combined
5 organic fractions were dried over sodium sulfate, filtered, and concentrated under reduced pressure to provide 2.1 g of crude product as a tan solid. The crude product was purified by column chromatography using a HORIZON HPFC system (an automated, modular high-performance flash purification product available from Biotage, Inc, Charlottesville, Virginia, USA) using a FLASH 40+M silica cartridge (also available from Biotage, Inc.)
10 (eluting with dichloromethane:methanol in a gradient from 100:0 to 90:10) to provide 1.8 g of 7-(benzyloxy)-2-(chloromethyl)-1-(tetrahydro-2*H*-pyran-4-ylmethyl)-1*H*-imidazo[4,5-*c*]quinolin-4-amine as a tan solid.

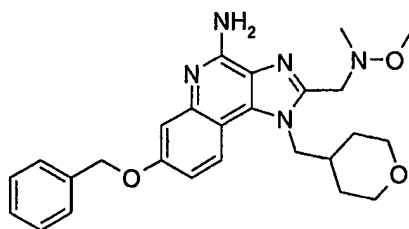
Part E

7-(Benzyloxy)-2-(chloromethyl)-1-(tetrahydro-2*H*-pyran-4-ylmethyl)-1*H*-
15 imidazo[4,5-*c*]quinolin-4-amine (2.3 g, 5.26 mmol) and triethylamine (1.6 g, 15.78 mmol) were added to a solution of methoxylamine hydrochloride (0.88 g, 10.52 mmol) in *N,N*-dimethylformamide (DMF) (11 mL). The reaction was heated with stirring for 40 hours at 50 °C, allowed to cool to ambient temperature, and partitioned between dichloromethane (50 mL) and water (50 mL). The aqueous layer was extracted with another portion of
20 dichloromethane (50 mL). The combined organic layers were dried over sodium sulfate, filtered and concentrated under reduced pressure. The crude material was purified by column chromatography using a HORIZON HPFC system equipped with a FLASH 40+M silica cartridge eluting with dichloromethane:methanol in a gradient from 100:0 to 90:10. The resulting product (1.0 g) was recrystallized from acetonitrile, and the crystals were
25 isolated by filtration, washed with acetonitrile, and dried overnight in a vacuum oven at 65 °C to provide 0.85 g of 7-(benzyloxy)-2-[(methoxyamino)methyl]-1-(tetrahydro-2*H*-pyran-4-ylmethyl)-1*H*-imidazo[4,5-*c*]quinolin-4-amine as a yellow, crystalline solid, mp 190-193 °C.

Anal. Calcd for C₂₅H₂₉N₅O₃: C, 67.09; H, 6.53; N, 15.65. Found: C, 66.88; H, 6.44; N,
30 15.55.

Example 7

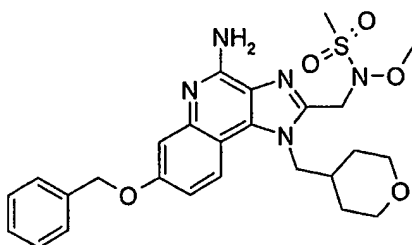
7-(Benzyloxy)-2-[[methoxy(methyl)amino]methyl]-1-(tetrahydro-2*H*-pyran-4-ylmethyl)-
1*H*-imidazo[4,5-*c*]quinolin-4-amine



5 7-(Benzyloxy)-2-(chloromethyl)-1-(tetrahydro-2*H*-pyran-4-ylmethyl)-1*H*-
imidazo[4,5-*c*]quinolin-4-amine (0.50 g, 1.14 mmol) and triethylamine (0.34 g, 3.42
mmol) were added to a solution of *N,O*-dimethylhydroxylamine hydrochloride (0.22 g,
2.29 mmol) in *N,N*-dimethylformamide (DMF) (2 mL). The resulting suspension was
heated with stirring for 40 hours at 50 °C, allowed to cool to ambient temperature, and
10 partitioned between dichloromethane (30 mL) and water (20 mL). The aqueous layer was
extracted with another portion of dichloromethane (30 mL). The combined organic layers
were dried over sodium sulfate, filtered and concentrated under reduced pressure. The
crude material was purified by column chromatography using a HORIZON HPFC system
equipped with a FLASH 40+M silica cartridge eluting with dichloromethane:methanol in a
15 gradient from 100:0 to 90:10. The resulting product (0.3 g) was recrystallized from
acetonitrile (3 mL), and the crystals were isolated by filtration, washed with acetonitrile,
and dried overnight in a vacuum oven at 65 °C to provide 0.14 g of 7-(benzyloxy)-2-
[[methoxy(methyl)amino]methyl]-1-(tetrahydro-2*H*-pyran-4-ylmethyl)-1*H*-imidazo[4,5-
c]quinolin-4-amine as a yellow, crystalline solid, mp 159-161 °C.
20 Anal. Calcd for C₂₆H₃₁N₅O₃•H₂O_{1/4}: C, 67.00; H, 6.81; N, 15.03. Found: C, 66.91; H,
6.95; N, 15.08.

Example 8

25 *N*-{[4-Amino-7-(benzyloxy)-1-(tetrahydro-2*H*-pyran-4-ylmethyl)-1*H*-imidazo[4,5-
c]quinolin-2-yl]methyl}-*N*-methoxymethanesulfonamide

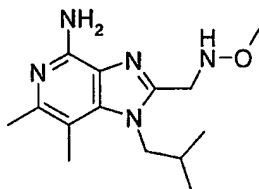


To a solution of 7-(benzyloxy)-2-(chloromethyl)-1-(tetrahydro-2*H*-pyran-4-ylmethyl)-1*H*-imidazo[4,5-*c*]quinolin-4-amine (0.70 g, 1.56 mmol) and triethylamine (0.30 g, 3.12 mmol) in dichloromethane (6 mL) was added methanesulfonyl chloride (0.20 g, 1.72 mmol) dropwise. The brown solution was stirred at ambient temperature for 18 hours, and then concentrated under reduced pressure. The crude material was purified by column chromatography using a HORIZON HPFC system equipped with a FLASH 25+M silica cartridge eluting with dichloromethane:methanol in a gradient from 100:0 to 90:10. The resulting product (0.35 g) was recrystallized from acetonitrile (43 mL), and the crystals were isolated by filtration, washed with acetonitrile, and dried overnight in a vacuum oven at 65 °C to provide 0.19 g of *N*-[[4-amino-7-(benzyloxy)-1-(tetrahydro-2*H*-pyran-4-ylmethyl)-1*H*-imidazo[4,5-*c*]quinolin-2-yl]methyl}-*N*-methoxymethanesulfonamide as a yellow, crystalline solid, mp 195-197 °C.

Anal. Calcd for C₂₆H₃₁N₅O₅S: C, 59.41; H, 5.94; N, 13.32. Found: C, 59.78; H, 5.80; N, 13.61.

Example 9

1-Isobutyl-2-[(methoxyamino)methyl]-6,7-dimethyl-1*H*-imidazo[4,5-*c*]pyridin-4-amine



20

Part A

A solution of 2,4-dichloro-5,6-dimethyl-3-nitropyridine (40.0 g, 181 mmol), triethylamine (26.5 mL, 190 mmol), and isobutyl amine (18.9 mL, 190 mmol) in *N,N*-dimethylformamide (500 mL) was stirred at room temperature over night. The solvent

25

was removed under reduced pressure. The residue was dissolved in ethyl acetate (500 mL) and washed with water (3 x 80 mL) and brine (40 mL). The aqueous was extracted with ethyl acetate (3 x 50 mL) and the back-extracts washed with water (3 x 40 mL) and brine (30 mL). The combined organics were dried over magnesium sulfate, filtered, and concentrated under reduced pressure. The crude product was purified by HPFC eluting with a gradient of 10 – 30% ethyl acetate in hexanes to give 25.8 g of 2-chloro-*N*-isobutyl-5,6-dimethyl-3-nitropyridin-4-amine as a yellow oil.

Part B

2-Chloro-*N*-isobutyl-5,6-dimethyl-3-nitropyridin-4-amine (25.8 g, 100 mmol) was combined with 5% platinum on carbon (2.58g) and ethyl acetate (200 mL) in a pressure vessel and hydrogenated at 50 psi (3.4×10^5 Pa) for 2.5 hours on a Parr apparatus. The reaction mixture was filtered through CELITE filter agent, which was rinsed with ethyl acetate and methanol afterwards. The filtrate was concentrated to give 2-chloro-*N*⁴-isobutyl-5,6-dimethylpyridine-3,4-diamine and was used directly in the next step.

Part C

Under a nitrogen atmosphere, the material from part B was dissolved in dichloromethane (400 mL) and cooled to 0 °C. Ethoxyacetyl chloride (14.7 g, 120 mmol) dissolved in dichloromethane (100 mL) was added dropwise through an addition funnel and the solution was stirred at room temperature over night. The solvent was removed under reduced pressure and the white solid used directly in the next step.

Part D

The material from part C was suspended in ethanol (500 mL), and sodium hydroxide (10.0 g, 250 mmol) was added. The mixture was heated to reflux under a nitrogen atmosphere for four hours. The heat was removed and the solution allowed to stir at room temperature over night. The solvent was removed under reduced pressure and the residue dissolved in dichloromethane (500 mL), washed with water (100 mL) and brine (60 mL), dried over sodium sulfate, filtered and concentrated under reduced pressure to give 29.6 g of 4-chloro-2-(ethoxymethyl)-1-isobutyl-6,7-dimethyl-1*H*-imidazo[4,5-*c*]pyridine as a yellow oil.

Part E

A 500 mL round bottom flask was charged with 4-chloro-2-(ethoxymethyl)-1-isobutyl-6,7-dimethyl-1*H*-imidazo[4,5-*c*]pyridine (10.0 g, 33.8 mmol) and

dichloromethane (250 mL) under a nitrogen atmosphere. The solution was cooled to 0 °C and boron tribromide (101 mL of 1M in dichloromethane, 101 mmol) was added through an addition funnel over 30 minutes. The reaction mixture was allowed to warm to room temperature and was stirred over night. Methanol was added slowly until no more fizzing
5 occurred, then the solvent was partially removed under reduced pressure. More methanol was added (100 mL) as well as 6N hydrochloric acid (100 mL) and the solution was heated at reflux for 1 hour. The reaction mixture was then allowed to cool to room temperature and stirred over night. The solvent was partially removed under reduced pressure until a solid precipitated, which was isolated by filtration and washed with water,
10 then triturated with ethyl acetate and hexanes to give 6.15 g of (4-chloro-1-isobutyl-6,7-dimethyl-1*H*-imidazo[4,5-*c*]pyridin-2-yl)methanol as an off-white solid.

Part F

A solution of 4-chloro-1-isobutyl-6,7-dimethyl-1*H*-imidazo[4,5-*c*]pyridin-2-yl)methanol (1.50 g, 5.60 mmol), 4-methoxybenzylamine (3.66 mL, 28 mmol) and
15 pyridine hydrochloride (1.74 g, 11.2 mmol) in 2,2,2-trifluoroethanol (11.2 mL) was heated to 150 °C in a microwave oven for 2.5 hours. The mixture was allowed to cool to room temperature, then poured into water (75 mL) and stirred for 30 minutes. The precipitate was isolated by filtration and washed with water to give 1.86 g of {1-isobutyl-4-[(4-methoxybenzyl)amino]-6,7-dimethyl-1*H*-imidazo[4,5-*c*]pyridin-2-yl}methanol.

20 Part G

{1-Isobutyl-4-[(4-methoxybenzyl)amino]-6,7-dimethyl-1*H*-imidazo[4,5-*c*]pyridin-2-yl}methanol (3.08 g, 8.36 mmol) was dissolved in trifluoroacetic acid (31 mL) and stirred at room temperature over night. The solvent was removed under reduced pressure and concentrated hydrochloric acid (5 mL) was added. The suspension was stirred for 2
25 hours, the solid was isolated by filtration and washed with water to give 1.95 g of (4-amino-1-isobutyl-6,7-dimethyl-1*H*-imidazo[4,5-*c*]pyridin-2-yl)methanol as a tan powder.

Part H

A solution of (4-amino-1-isobutyl-6,7-dimethyl-1*H*-imidazo[4,5-*c*]pyridin-2-yl)methanol (1.95 g, 7.85 mmol) and thionyl chloride (1.72 mL, 23.6 mmol) in chloroform
30 (80 mL) was heated at reflux for 2 hours. The solvent was removed under reduced pressure and the residue triturated with chloroform to give 1.53 g of 2-(chloromethyl)-1-

isobutyl-6,7-dimethyl-1*H*-imidazo[4,5-*c*]pyridin-4-amine hydrochloride as an off-white powder.

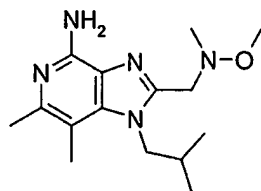
Part I

2-(chloromethyl)-1-isobutyl-6,7-dimethyl-1*H*-imidazo[4,5-*c*]pyridin-4-amine hydrochloride (1.53 g, 5.05 mmol) was dissolved in 10 mL of DMF in a pressure tube under a nitrogen atmosphere. Methoxylamine hydrochloride (1.27 g, 15.15 mmol) and triethylamine (4.22 mL, 30.3 mmol) were added, the tube was sealed and the contents heated to 50 °C for two hours, then to 60 °C for five hours. The mixture was then stored in the refrigerator over the weekend. The contents were poured into water (60 mL) and stirred for 20 minutes. The solution was extracted with chloroform (3 x 70 mL) and the organics were washed with water (4 x 40 mL) and brine (30 mL), dried over sodium sulfate, filtered and concentrated under reduced pressure. The crude product was purified by HPFC eluting with a gradient of 0 – 30% CMA (80/18/2 v/v/v chloroform/methanol/concentrated ammonium hydroxide) in chloroform and then recrystallized from acetonitrile to provide 1-isobutyl-2-[(methoxyamino)methyl]-6,7-dimethyl-1*H*-imidazo[4,5-*c*]pyridin-4-amine as a white powder, mp 154.0-156.0 °C. Anal. Calcd for C₁₄H₂₃N₅O C, 60.62; H, 8.36; N, 25.25; Found: C, 60.63; H, 8.33; N, 25.35.

20

Example 10

1-Isobutyl-2-[[methoxy(methyl)amino]methyl]-6,7-dimethyl-1*H*-imidazo[4,5-*c*]pyridin-4-amine



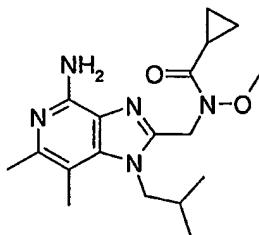
25

1-Isobutyl-2-[[methoxy(methyl)amino]methyl]-6,7-dimethyl-1*H*-imidazo[4,5-*c*]pyridin-4-amine was prepared and purified according to the general methods of Example 9 using *N*,*O*-dimethyl hydroxylamine hydrochloride in lieu of methoxylamine hydrochloride in Part I. The pure product was obtained as a white powder, mp 132.0-

134.0 °C. Anal. Calcd for C₁₅H₂₅N₅O C, 61.83; H, 8.65; N, 24.03; Found: C, 61.63; H, 8.88; N, 24.02.

Example 11

5 *N*-[(4-Amino-1-isobutyl-6,7-dimethyl-1*H*-imidazo[4,5-*c*]pyridin-2-yl)methyl]-*N*-methoxycyclopropanecarboxamide

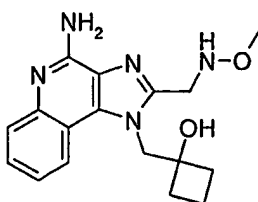


Under a nitrogen atmosphere, 1-isobutyl-2-[(methoxyamino)methyl]-6,7-dimethyl-10 1*H*-imidazo[4,5-*c*]pyridin-4-amine (0.53 g, 1.91 mmol) was dissolved in dichloromethane (19 mL) and cooled to -5 °C. Triethylamine (293 uL, 2.10 mmol) was added followed by dropwise addition of cyclopropane carbonyl chloride (173 uL, 1.91 mmol). The solution was allowed to stir at RT for 2 hours, then cooled back to -5 °C. More triethylamine (38 uL, 0.27 mmol) and cyclopropane carbonyl chloride (23 uL, 0.25 mmol) were added and 15 the reaction was allowed to stir at 0 °C for 45 minutes. More cyclopropane carbonyl chloride (5 uL, 0.06 mmol) was added and stirring continued for another 30 minutes. Dichloromethane (100 mL) was added and the solution was washed successively with saturated aqueous sodium bicarbonate (30 mL), water (3 x 25 mL), and brine (20 mL), dried over sodium sulfate, filtered and concentrated under reduced pressure. The crude 20 product was purified by HPFC eluting with a gradient of 0 – 35% CMA in chloroform and then recrystallized from ethyl acetate/hexanes to provide 292 mg of pure product as an off-white powder, mp 135.0-137.0 °C. Anal. Calcd for C₁₈H₂₇N₅O₂ C, 62.59; H, 7.88; N, 20.27; Found: C, 62.68; H, 7.82; N, 19.93.

25

Example 12

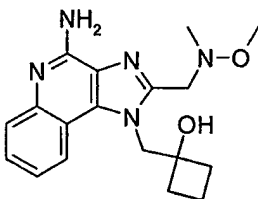
1-({4-Amino-2-[(methoxyamino)methyl]-1*H*-imidazo[4,5-*c*]quinolin-1-yl)methyl)cyclobutanol



1-({4-Amino-2-[(methoxyamino)methyl]-1*H*-imidazo[4,5-*c*]quinolin-1-yl)methyl)cyclobutanol was prepared according to the general methods of Part I of Example 9 using 1-{{4-amino-2-(chloromethyl)-1*H*-imidazo[4,5-*c*]quinolin-1-yl)methyl}cyclobutanol in lieu of 2-(chloromethyl)-1-isobutyl-6,7-dimethyl-1*H*-imidazo[4,5-*c*]pyridin-4-amine hydrochloride. The crude product was purified by HPFC eluting with a gradient of 0 – 35% CMA in chloroform and then recrystallized from acetonitrile to provide pure product as a white powder, mp 178.0-181.0 °C. Anal. Calcd for C₁₇H₂₁N₅O₂ C, 62.37; H, 6.47; N, 21.39; Found: C, 62.35; H, 6.51; N, 21.26.

Example 13

1-{{4-Amino-2-{{methoxy(methyl)amino}methyl}}-1*H*-imidazo[4,5-*c*]quinolin-1-yl)methyl}cyclobutanol

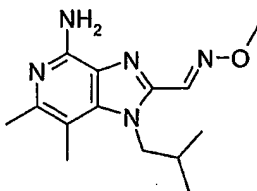


15

1-{{4-Amino-2-{{methoxy(methyl)amino}methyl}}-1*H*-imidazo[4,5-*c*]quinolin-1-yl)methyl}cyclobutanol was prepared according to the general methods of Part I of Example 9 using *N*,*O*-dimethyl hydroxylamine hydrochloride in lieu of methoxylamine hydrochloride and using 1-{{4-amino-2-(chloromethyl)-1*H*-imidazo[4,5-*c*]quinolin-1-yl)methyl}cyclobutanol in lieu of 2-(chloromethyl)-1-isobutyl-6,7-dimethyl-1*H*-imidazo[4,5-*c*]pyridin-4-amine hydrochloride. The crude product was purified by HPFC eluting with a gradient of 0 – 35% CMA in chloroform and then recrystallized from acetonitrile to provide pure product as a white powder, mp 219.0-221.0 °C. Anal. Calcd for C₁₈H₂₃N₅O₂ C, 63.32; H, 6.79; N, 20.51; Found: C, 63.12; H, 6.56; N, 20.16.

25

Example 14

4-Amino-1-isobutyl-6,7-dimethyl-1*H*-imidazo[4,5-*c*]pyridine-2-carbaldehyde *O*-methyloxime

5

Part A

Under a nitrogen atmosphere {1-isobutyl-4-[(4-methoxybenzyl)amino]-6,7-dimethyl-1*H*-imidazo[4,5-*c*]pyridin-2-yl}methanol (2.00 g, 5.43 mmol, prepared as in Parts A-F of Example 9) was dissolved in dichloromethane (20 mL) and dimethylsulfoxide (10 mL). Triethylamine (2.27 mL, 16.3 mmol) was added and the solution was cooled to 0 °C. Sulfur trioxide pyridine complex (2.60 g, 16.3 mmol) was then added in four portions and the solution was stirred at 0 °C for another 2 hours. The solution was then poured into saturated aqueous ammonium chloride (70 mL) and extracted with diethyl ether (3 x 80 mL). The organics were washed with water (2 x 30 mL) and brine (20 mL), dried over magnesium sulfate, filtered, and concentrated under reduced pressure to give 1.84 g of 1-isobutyl-4-[(4-methoxybenzyl)amino]-6,7-dimethyl-1*H*-imidazo[4,5-*c*]pyridine-2-carbaldehyde as a yellow residue.

15

Part B

The material from part A was dissolved in methanol (50 mL), and methoxylamine hydrochloride (0.63 g, 7.53 mmol) was added. Sodium hydroxide (1.42 mL of a 6*N* solution, 8.54 mmol) was added dropwise and the solution was stirred at room temperature over night. Water (40 mL) was added and the solution was extracted with chloroform (3 x 80 mL). The organics were washed with saturated aqueous sodium bicarbonate (2 x 40 mL) and brine (30 mL), dried over magnesium sulfate, filtered, and concentrated under reduced pressure to give 1.90 g of 1-isobutyl-4-[(4-methoxybenzyl)amino]-6,7-dimethyl-1*H*-imidazo[4,5-*c*]pyridine-2-carbaldehyde *O*-methyloxime as a yellow oil.

25

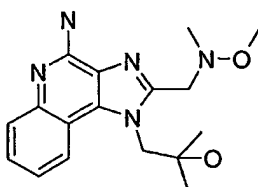
Part C

1-Isobutyl-4-[(4-methoxybenzyl)amino]-6,7-dimethyl-1*H*-imidazo[4,5-*c*]pyridine-2-carbaldehyde *O*-methyloxime (1.60 g, 4.05 mmol) was dissolved in trifluoroacetic acid

(16 mL) and stirred at room temperature over night. The solvent was removed under reduced pressure and concentrated hydrochloric acid (5 mL) was added. The suspension was stirred for 2 hours, then dichloromethane was added (10 mL) and the solution was cooled to 0 °C. Sodium hydroxide (6N) was added until the solution was basic. More water (20 mL) was added and the solution was extracted with dichloromethane (2 x 100 mL). The organics were washed with brine (30 mL), dried over magnesium sulfate, filtered, and concentrated under reduced pressure. The crude product was purified by HPFC eluting with a gradient of 0 – 30% CMA in chloroform and then recrystallized from dichloromethane/hexanes. The solid was triturated with 1N sodium hydroxide to provide 256 mg of pure product as a white powder, mp 179.0-181.0 °C. Anal. Calcd for C₁₄H₂₁N₅O, 61.07; H, 7.69; N, 25.43; Found: C, 61.16; H, 7.64; N, 25.69.

Example 15

1-(2-Hydroxy-2-methylpropyl)-2-[[methoxy(methyl)amino]methyl]-1*H*-imidazo[4,5-*c*]quinolin-4-amine



Triethylamine (0.747 g, 1.03 mL, 7.38 mmol) and N,O-dimethylhydroxylamine hydrochloride (0.480 g, 4.92 mmol) were added to a stirring suspension of 2-chloromethyl-1-(2-hydroxy-2-methylpropyl)-1*H*-imidazo[4,5-*c*]quinolin-4-amine (0.750 g, 2.46 mmol) in DMF (5 mL). The resulting suspension was heated to 50 °C and stirred for 17 hours. The reaction mixture was cooled to room temperature and poured into water (100 mL). A solid was removed by filtration and discarded. The filtrate was extracted with ethyl acetate (3 x 100 mL). The combined organic fractions were dried over magnesium sulfate, filtered and concentrated under reduced pressure. The residue was purified by column chromatography using a HORIZON HPFC system (silica cartridge, eluting with 5 – 20% methanol in dichloromethane). The resulting oil was crystallized from dichloromethane and isolated by filtration to yield 132 mg of 1-(2-Hydroxy-2-

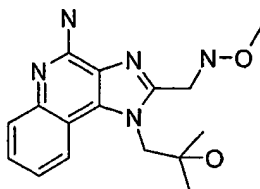
methylpropyl)-2-([methoxy(methyl)amino]methyl)-1*H*-imidazo[4,5-*c*]quinolin-4-amine as a white solid, mp 220-222 °C.

Anal. calcd for C₁₇H₂₃N₅O₂: C, 61.99; H, 7.04; N, 21.26. Found: C, 61.97; H, 7.10; N, 21.38.

5

Example 16

1-(2-Hydroxy-2-methylpropyl)-2-([methoxylamino]methyl)-1*H*-imidazo[4,5-*c*]quinolin-4-amine; hydrochloride



10

Triethylamine (1.49 g, 2.1 mL, 14.8 mmol) and methoxylamine hydrochloride (0.822 g, 9.84 mmol) were added to a stirring suspension of 2-chloromethyl-1-(2-hydroxy-2-methylpropyl)-1*H*-imidazo[4,5-*c*]quinolin-4-amine (1.50 g, 4.92 mmol) in DMF (10 mL). The resulting suspension was heated to 50 °C and stirred for 17 hours. The reaction mixture was cooled to room temperature and poured into water (20 mL). The aqueous layer was extracted with ethyl acetate (3 x 50 mL) and dichloromethane (3 x 50 mL). A significant amount of the desired product remained in the aqueous layer thus the organic fractions were combined with the aqueous fraction and concentrated under reduced pressure. The residue was purified by column chromatography using a HORIZON HPFC system (silica cartridge, eluting with 10-25% methanol in dichloromethane) and triturated with dichloromethane to provide 760 mg of 1-(2-Hydroxy-2-methylpropyl)-2-([methoxylamino]methyl)-1*H*-imidazo[4,5-*c*]quinolin-4-amine; hydrochloride as a tan solid, mp 255-257 °C.

15

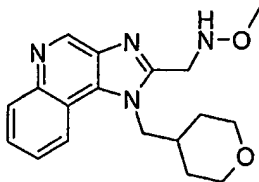
20

Anal. calcd for C₁₆H₂₁N₅O₂·HCl·0.5H₂O: C, 53.26; H, 6.42; N, 19.41. Found: C, 53.57; H, 6.43; N, 19.34.

25

Example 17

2-[(Methoxyamino)methyl]-1-(tetrahydro-2*H*-pyran-4-ylmethyl)-1*H*-imidazo[4,5-*c*]quinoline



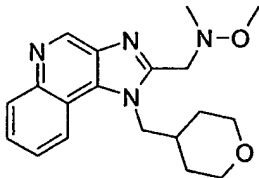
2-(Chloromethyl)-1-(tetrahydro-2*H*-pyran-4-ylmethyl)-1*H*-imidazo[4,5-
c]quinoline (prepared according to the method described in parts A-C of Example 6 using
 4-chloro-3-nitroquinoline in lieu of 7-(benzyloxy)-4-chloro-3-nitroquinoline) was
 5 converted to 2-[(methoxyamino)methyl]-1-(tetrahydro-2*H*-pyran-4-ylmethyl)-1*H*-
 imidazo[4,5-*c*]quinoline using the method detailed in part E of Example 6. The product
 was provided as 0.11 g of a light yellow glass, mp 58-63 °C.

Anal. calcd for C₁₈H₂₂N₄O₂: C, 66.24; H, 6.79; N, 17.17. Found: C, 66.19; H, 6.60; N,
 17.06.

10

Example 18

2-{[Methoxy(methyl)amino]methyl}-1-(tetrahydro-2*H*-pyran-4-ylmethyl)-1*H*-
 imidazo[4,5-*c*]quinoline

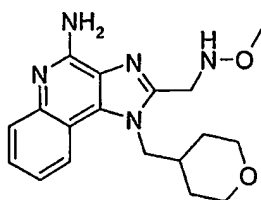


15 2-(Chloromethyl)-1-(tetrahydro-2*H*-pyran-4-ylmethyl)-1*H*-imidazo[4,5-
c]quinoline (prepared according to the method described in parts A-C of Example 6 using
 4-chloro-3-nitroquinoline in lieu of 7-(benzyloxy)-4-chloro-3-nitroquinoline) was
 converted 2-[[methoxy(methyl)amino]methyl]-1-(tetrahydro-2*H*-pyran-4-ylmethyl)-1*H*-
 imidazo[4,5-*c*]quinoline using the method detailed in Example 7. The product was
 20 provided as 0.09 g of a white solid, mp 142-144 °C.

Anal. calcd for C₁₉H₂₄N₄O₂: C, 67.04; H, 7.11; N, 16.46. Found: C, 67.16; H, 7.17; N,
 16.49.

Example 19

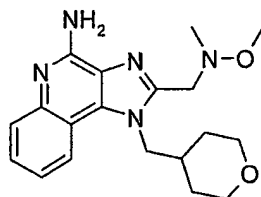
25 2-[(Methoxyamino)methyl]-1-(tetrahydro-2*H*-pyran-4-ylmethyl)-1*H*-imidazo[4,5-
c]quinolin-4-amine



2-[(Methoxyamino)methyl]-1-(tetrahydro-2*H*-pyran-4-ylmethyl)-1*H*-imidazo[4,5-
 c]quinolin-4-amine was prepared according to the methods described in parts A-E of
 Example 6 using 4-chloro-3-nitroquinoline in lieu of 7-(benzyloxy)-4-chloro-3-
 5 nitroquinoline. The product was provided as 0.16 g of a yellow solid, mp 169-171 °C.
 Anal. calcd for C₁₈H₂₃N₅O₂: C, 63.32; H, 6.79; N, 20.51. Found: C, 63.48; H, 6.62; N,
 20.69.

Example 20

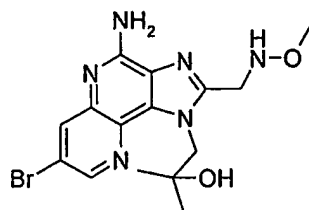
10 2-{[Methoxy(methyl)amino]methyl}-1-(tetrahydro-2*H*-pyran-4-ylmethyl)-1*H*-
 imidazo[4,5-*c*]quinolin-4-amine



2-(Chloromethyl)-1-(tetrahydro-2*H*-pyran-4-ylmethyl)-1*H*-imidazo[4,5-*c*]quinolin-
 4-amine (prepared according to the method described in parts A-D of Example 6 using 4-
 15 chloro-3-nitroquinoline in lieu of 7-(benzyloxy)-4-chloro-3-nitroquinoline) was converted
 to 2-{[methoxy(methyl)amino]methyl}-1-(tetrahydro-2*H*-pyran-4-ylmethyl)-1*H*-
 imidazo[4,5-*c*]quinolin-4-amine using the method detailed in Example 7. The product was
 provided as 0.16 g of a yellow solid, mp 223-226 °C.
 Anal. calcd for C₁₉H₂₅N₅O₂: C, 64.20; H, 7.09; N, 19.70. Found: C, 64.08; H, 7.06; N,
 20 19.74.

Example 21

1-{4-Amino-7-bromo-2-[(methoxyamino)methyl]-1*H*-imidazo[4,5-*c*][1,5]naphthyridin-1-
 yl}-2-methylpropan-2-ol



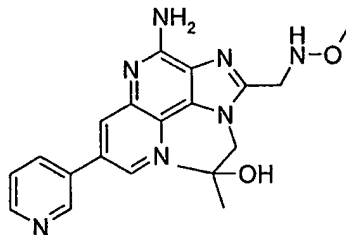
1- $\{4$ -Amino-7-bromo-2-[(methoxyamino)methyl]-1*H*-imidazo[4,5-
 c][1,5]naphthyridin-1-yl}-2-methylpropan-2-ol was prepared according to the method
 described in Example 6, parts A-D, using 7-bromo-4-chloro-3-nitro[1,5]naphthyridine and
 1-amino-2-methylpropan-2-ol in lieu of 7-(benzyloxy)-4-chloro-3-nitroquinoline and 1-
 tetrahydro-2*H*-pyran-4-ylmethanamine, respectively. The product was provided as 0.58 g
 of a yellow solid, mp 167-168 °C.

Anal. calcd for C₁₅H₁₉BrN₆O₂: C, 45.58; H, 4.85; N, 21.26. Found: C, 45.81; H, 4.72; N,
 21.45.

10

Example 22

1- $\{4$ -Amino-2-[(methoxyamino)methyl]-7-(pyridin-3-yl)-1*H*-imidazo[4,5-
 c][1,5]naphthyridin-1-yl}-2-methylpropan-2-ol



15 A stream of nitrogen was bubbled through a stirring suspension of 1- $\{4$ -amino-7-
 bromo-2-[(methoxyamino)methyl]-1*H*-imidazo[4,5-*c*][1,5]naphthyridin-1-yl}-2-
 methylpropan-2-ol (0.590 g, 1.49 mmol), 3-pyridineboronic acid (0.220 g, 1.79 mmol),
 and potassium carbonate (0.681 g, 4.93 mmol) in ethylene glycol dimethyl ether (10 mL)
 and water (5 mL) in a pressure vessel for 5 minutes.

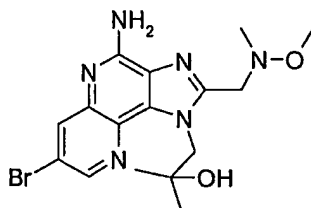
20 Dichlorobis(triphenylphosphine)palladium(III) (0.031 g, 0.045 mmol) was added and
 nitrogen was bubbled through for an additional 5 minutes. The pressure vessel was
 capped and placed in a 110°C oil bath for 10 minutes. The resulting solution was cooled
 to ambient temperature and concentrated. The residue was purified by column
 chromatography using a HORIZON HPFC system (silica cartridge, eluting with 5 – 25%

1M ammonia/methanol in dichloromethane). The resulting yellow solid was crystallized from acetonitrile and isolated by filtration to yield 167 mg of 1-{4-amino-2-[(methoxyamino)methyl]-7-(pyridin-3-yl)-1*H*-imidazo[4,5-*c*][1,5]naphthyridin-1-yl}-2-methylpropan-2-ol as a light yellow solid, mp 195-197 °C.

5 Anal. calcd for C₂₀H₂₃N₇O₂: C, 61.05; H, 5.89; N, 24.92. Found: C, 60.71; H, 5.91; N, 24.66.

Example 23

10 1-(4-Amino-7-bromo-2-{[methoxy(methyl)amino]methyl}-1*H*-imidazo[4,5-*c*][1,5]naphthyridin-1-yl)-2-methylpropan-2-ol



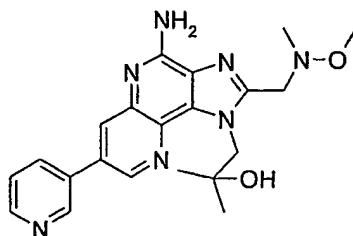
15 1-(4-Amino-7-bromo-2-{[methoxy(methyl)amino]methyl}-1*H*-imidazo[4,5-*c*][1,5]naphthyridin-1-yl)-2-methylpropan-2-ol was prepared according to the methods described in Example 6 parts A-D (using 7-bromo-4-chloro-3-nitro[1,5]naphthyridine and 1-amino-2-methylpropan-2-ol in lieu of 7-(benzyloxy)-4-chloro-3-nitroquinoline and 1-tetrahydro-2*H*-pyran-4-ylmethanamine, respectively) and Example 7. The product was provided as 0.63 g of a white solid, mp 190-192 °C.

Anal. calcd for C₁₆H₂₁BrN₆O₂: C, 46.95; H, 5.17; N, 20.53. Found: C, 47.10; H, 4.91; N, 20.70.

20

Example 24

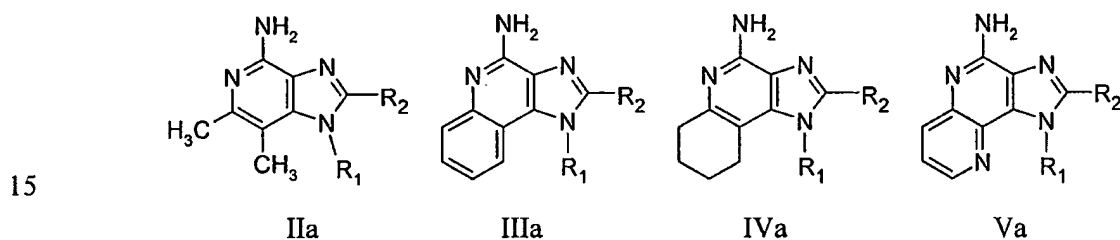
1-(4-Amino-2-{[methoxy(methyl)amino]methyl}-7-(pyridin-3-yl)-1*H*-imidazo[4,5-*c*][1,5]naphthyridin-1-yl)-2-methylpropan-2-ol



1-(4-Amino-7-bromo-2-{{methoxy(methyl)amino}methyl})-1*H*-imidazo[4,5-*c*][1,5]naphthyridin-1-yl)-2-methylpropan-2-ol was converted to 1-(4-amino-2-{{methoxy(methyl)amino}methyl})-7-(pyridin-3-yl)-1*H*-imidazo[4,5-*c*][1,5]naphthyridin-1-yl)-2-methylpropan-2-ol according to the method described in Example 22. The product
 5 was provided as 0.23g of a tan solid, mp 187-189 °C.
 Anal. calcd for C₂₁H₂₅N₇O₂: C, 61.90; H, 6.18; N, 24.06. Found: C, 62.02; H, 6.14; N, 24.37.

10 Exemplary Compounds

Certain exemplary compounds, including some of those described above in the Examples, have the following Formulas (IIa, IIIa, IVa, or Va) and the following R₁ and R₂ substituents, wherein each line of the table is matched with Formula IIa, IIIa, IVa, or Va to represent a specific embodiment of the invention.

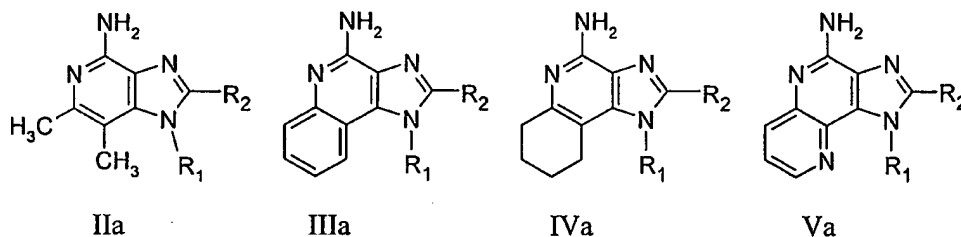


R ₁	R ₂
2-methylpropyl	-CH=N-OH
2-hydroxy-2-methylpropyl	-CH=N-OH
2-methyl-2-[(methylsulfonyl)amino]propyl	-CH=N-OH
4-[(methylsulfonyl)amino]butyl	-CH=N-OH
2-methylpropyl	-CH=N-OCH ₃
2-hydroxy-2-methylpropyl	-CH=N-OCH ₃
2-methyl-2-[(methylsulfonyl)amino]propyl	-CH=N-OCH ₃
4-[(methylsulfonyl)amino]butyl	-CH=N-OCH ₃
2-methylpropyl	-CH ₂ -NH-OH
2-hydroxy-2-methylpropyl	-CH ₂ -NH-OH

2-methyl-2-[(methylsulfonyl)amino]propyl	-CH ₂ -NH-OH
4-[(methylsulfonyl)amino]butyl	-CH ₂ -NH-OH
2-methylpropyl	-CH ₂ -N(CH ₃)-OH
2-hydroxy-2-methylpropyl	-CH ₂ -N(CH ₃)-OH
2-methyl-2-[(methylsulfonyl)amino]propyl	-CH ₂ -N(CH ₃)-OH
4-[(methylsulfonyl)amino]butyl	-CH ₂ -N(CH ₃)-OH
2-methylpropyl	-CH ₂ -NH-OCH ₃
2-hydroxy-2-methylpropyl	-CH ₂ -NH-OCH ₃
2-methyl-2-[(methylsulfonyl)amino]propyl	-CH ₂ -NH-OCH ₃
4-[(methylsulfonyl)amino]butyl	-CH ₂ -NH-OCH ₃
2-methylpropyl	-CH ₂ -N(CH ₃)-OCH ₃
2-hydroxy-2-methylpropyl	-CH ₂ -N(CH ₃)-OCH ₃
2-methyl-2-[(methylsulfonyl)amino]propyl	-CH ₂ -N(CH ₃)-OCH ₃
4-[(methylsulfonyl)amino]butyl	-CH ₂ -N(CH ₃)-OCH ₃
2-methylpropyl	-CH ₂ -N(-C(O)-CH ₃)-OH
2-hydroxy-2-methylpropyl	-CH ₂ -N(-C(O)-CH ₃)-OH
2-methyl-2-[(methylsulfonyl)amino]propyl	-CH ₂ -N(-C(O)-CH ₃)-OH
4-[(methylsulfonyl)amino]butyl	-CH ₂ -N(-C(O)-CH ₃)-OH
2-methylpropyl	-CH ₂ -N(-C(O)-CH ₃)-OCH ₃
2-hydroxy-2-methylpropyl	-CH ₂ -N(-C(O)-CH ₃)-OCH ₃
2-methyl-2-[(methylsulfonyl)amino]propyl	-CH ₂ -N(-C(O)-CH ₃)-OCH ₃
4-[(methylsulfonyl)amino]butyl	-CH ₂ -N(-C(O)-CH ₃)-OCH ₃
2-methylpropyl	-CH ₂ -N(-S(O) ₂ -CH ₃)-OH
2-hydroxy-2-methylpropyl	-CH ₂ -N(-S(O) ₂ -CH ₃)-OH
2-methyl-2-[(methylsulfonyl)amino]propyl	-CH ₂ -N(-S(O) ₂ -CH ₃)-OH
4-[(methylsulfonyl)amino]butyl	-CH ₂ -N(-S(O) ₂ -CH ₃)-OH
2-methylpropyl	-CH ₂ -N(-S(O) ₂ -CH ₃)-OCH ₃
2-hydroxy-2-methylpropyl	-CH ₂ -N(-S(O) ₂ -CH ₃)-OCH ₃
2-methyl-2-[(methylsulfonyl)amino]propyl	-CH ₂ -N(-S(O) ₂ -CH ₃)-OCH ₃
4-[(methylsulfonyl)amino]butyl	-CH ₂ -N(-S(O) ₂ -CH ₃)-OCH ₃
2-methylpropyl	-CH ₂ -N(-C(O)-NH-CH ₃)-OH

2-hydroxy-2-methylpropyl	-CH ₂ -N(-C(O)-NH-CH ₃)-OH
2-methyl-2-[(methylsulfonyl)amino]propyl	-CH ₂ -N(-C(O)-NH-CH ₃)-OH
4-[(methylsulfonyl)amino]butyl	-CH ₂ -N(-C(O)-NH-CH ₃)-OH
2-methylpropyl	-CH ₂ -N(-C(O)-NH-CH ₃)-OCH ₃
2-hydroxy-2-methylpropyl	-CH ₂ -N(-C(O)-NH-CH ₃)-OCH ₃
2-methyl-2-[(methylsulfonyl)amino]propyl	-CH ₂ -N(-C(O)-NH-CH ₃)-OCH ₃
4-[(methylsulfonyl)amino]butyl	-CH ₂ -N(-C(O)-NH-CH ₃)-OCH ₃

Certain exemplary compounds, including some of those described above in the Examples, have the following Formulas (IIa, IIIa, IVa, or Va) and the following R₁ and R₂ substituents, wherein each line of the table is matched with Formula IIa, IIIa, IVa, or Va to represent a specific embodiment of the invention.



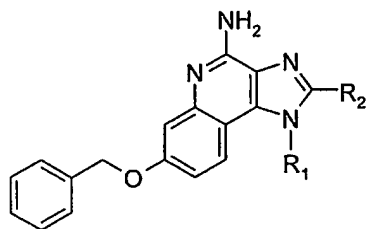
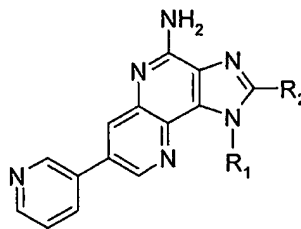
R ₁	R ₂
(1-hydroxycyclobutyl)methyl	-CH=N-OH
(1-hydroxycyclopentyl)methyl	-CH=N-OH
(1-hydroxycyclohexyl)methyl	-CH=N-OH
tetrahydro-2 <i>H</i> -pyran-4-ylmethyl	-CH=N-OH
(1-hydroxycyclobutyl)methyl	-CH=N-OCH ₃
(1-hydroxycyclopentyl)methyl	-CH=N-OCH ₃
(1-hydroxycyclohexyl)methyl	-CH=N-OCH ₃
tetrahydro-2 <i>H</i> -pyran-4-ylmethyl	-CH=N-OCH ₃
(1-hydroxycyclobutyl)methyl	-CH ₂ -NH-OH
(1-hydroxycyclopentyl)methyl	-CH ₂ -NH-OH
(1-hydroxycyclohexyl)methyl	-CH ₂ -NH-OH
tetrahydro-2 <i>H</i> -pyran-4-ylmethyl	-CH ₂ -NH-OH

(1-hydroxycyclobutyl)methyl	-CH ₂ -N(CH ₃)-OH
(1-hydroxycyclopentyl)methyl	-CH ₂ -N(CH ₃)-OH
(1-hydroxycyclohexyl)methyl	-CH ₂ -N(CH ₃)-OH
tetrahydro-2 <i>H</i> -pyran-4-ylmethyl	-CH ₂ -N(CH ₃)-OH
(1-hydroxycyclobutyl)methyl	-CH ₂ -NH-OCH ₃
(1-hydroxycyclopentyl)methyl	-CH ₂ -NH-OCH ₃
(1-hydroxycyclohexyl)methyl	-CH ₂ -NH-OCH ₃
tetrahydro-2 <i>H</i> -pyran-4-ylmethyl	-CH ₂ -NH-OCH ₃
(1-hydroxycyclobutyl)methyl	-CH ₂ -N(CH ₃)-OCH ₃
(1-hydroxycyclopentyl)methyl	-CH ₂ -N(CH ₃)-OCH ₃
(1-hydroxycyclohexyl)methyl	-CH ₂ -N(CH ₃)-OCH ₃
tetrahydro-2 <i>H</i> -pyran-4-ylmethyl	-CH ₂ -N(CH ₃)-OCH ₃
(1-hydroxycyclobutyl)methyl	-CH ₂ -N(-C(O)-CH ₃)-OH
(1-hydroxycyclopentyl)methyl	-CH ₂ -N(-C(O)-CH ₃)-OH
(1-hydroxycyclohexyl)methyl	-CH ₂ -N(-C(O)-CH ₃)-OH
tetrahydro-2 <i>H</i> -pyran-4-ylmethyl	-CH ₂ -N(-C(O)-CH ₃)-OH
(1-hydroxycyclobutyl)methyl	-CH ₂ -N(-C(O)-CH ₃)-OCH ₃
(1-hydroxycyclopentyl)methyl	-CH ₂ -N(-C(O)-CH ₃)-OCH ₃
(1-hydroxycyclohexyl)methyl	-CH ₂ -N(-C(O)-CH ₃)-OCH ₃
tetrahydro-2 <i>H</i> -pyran-4-ylmethyl	-CH ₂ -N(-C(O)-CH ₃)-OCH ₃
(1-hydroxycyclobutyl)methyl	-CH ₂ -N(-S(O) ₂ -CH ₃)-OH
(1-hydroxycyclopentyl)methyl	-CH ₂ -N(-S(O) ₂ -CH ₃)-OH
(1-hydroxycyclohexyl)methyl	-CH ₂ -N(-S(O) ₂ -CH ₃)-OH
tetrahydro-2 <i>H</i> -pyran-4-ylmethyl	-CH ₂ -N(-S(O) ₂ -CH ₃)-OH
(1-hydroxycyclobutyl)methyl	-CH ₂ -N(-S(O) ₂ -CH ₃)-OCH ₃
(1-hydroxycyclopentyl)methyl	-CH ₂ -N(-S(O) ₂ -CH ₃)-OCH ₃
(1-hydroxycyclohexyl)methyl	-CH ₂ -N(-S(O) ₂ -CH ₃)-OCH ₃
tetrahydro-2 <i>H</i> -pyran-4-ylmethyl	-CH ₂ -N(-S(O) ₂ -CH ₃)-OCH ₃
(1-hydroxycyclobutyl)methyl	-CH ₂ -N(-C(O)-NH-CH ₃)-OH
(1-hydroxycyclopentyl)methyl	-CH ₂ -N(-C(O)-NH-CH ₃)-OH
(1-hydroxycyclohexyl)methyl	-CH ₂ -N(-C(O)-NH-CH ₃)-OH

tetrahydro-2 <i>H</i> -pyran-4-ylmethyl	-CH ₂ -N(-C(O)-NH-CH ₃)-OH
(1-hydroxycyclobutyl)methyl	-CH ₂ -N(-C(O)-NH-CH ₃)-OCH ₃
(1-hydroxycyclopentyl)methyl	-CH ₂ -N(-C(O)-NH-CH ₃)-OCH ₃
(1-hydroxycyclohexyl)methyl	-CH ₂ -N(-C(O)-NH-CH ₃)-OCH ₃
tetrahydro-2 <i>H</i> -pyran-4-ylmethyl	-CH ₂ -N(-C(O)-NH-CH ₃)-OCH ₃

Certain exemplary compounds, including some of those described above in the Examples, have the following Formulas (III*d*, or V*d*) and the following R₁ and R₂ substituents, wherein each line of the table is matched with Formula III*d* or V*d* to represent a specific embodiment of the invention.

5

III*d*V*d*

R ₁	R ₂
2-methylpropyl	-CH=N-OH
2-hydroxy-2-methylpropyl	-CH=N-OH
2-methyl-2-[(methylsulfonyl)amino]propyl	-CH=N-OH
4-[(methylsulfonyl)amino]butyl	-CH=N-OH
(1-hydroxycyclobutyl)methyl	-CH=N-OH
(1-hydroxycyclopentyl)methyl	-CH=N-OH
(1-hydroxycyclohexyl)methyl	-CH=N-OH
tetrahydro-2 <i>H</i> -pyran-4-ylmethyl	-CH=N-OH
2-methylpropyl	-CH=N-OCH ₃
2-hydroxy-2-methylpropyl	-CH=N-OCH ₃
2-methyl-2-[(methylsulfonyl)amino]propyl	-CH=N-OCH ₃
4-[(methylsulfonyl)amino]butyl	-CH=N-OCH ₃

(1-hydroxycyclobutyl)methyl	-CH=N-OCH ₃
(1-hydroxycyclopentyl)methyl	-CH=N-OCH ₃
(1-hydroxycyclohexyl)methyl	-CH=N-OCH ₃
tetrahydro-2 <i>H</i> -pyran-4-ylmethyl	-CH=N-OCH ₃
2-methylpropyl	-CH ₂ -NH-OH
2-hydroxy-2-methylpropyl	-CH ₂ -NH-OH
2-methyl-2-[(methylsulfonyl)amino]propyl	-CH ₂ -NH-OH
4-[(methylsulfonyl)amino]butyl	-CH ₂ -NH-OH
(1-hydroxycyclobutyl)methyl	-CH ₂ -NH-OH
(1-hydroxycyclopentyl)methyl	-CH ₂ -NH-OH
(1-hydroxycyclohexyl)methyl	-CH ₂ -NH-OH
tetrahydro-2 <i>H</i> -pyran-4-ylmethyl	-CH ₂ -NH-OH
2-methylpropyl	-CH ₂ -N(CH ₃)-OH
2-hydroxy-2-methylpropyl	-CH ₂ -N(CH ₃)-OH
2-methyl-2-[(methylsulfonyl)amino]propyl	-CH ₂ -N(CH ₃)-OH
4-[(methylsulfonyl)amino]butyl	-CH ₂ -N(CH ₃)-OH
(1-hydroxycyclobutyl)methyl	-CH ₂ -N(CH ₃)-OH
(1-hydroxycyclopentyl)methyl	-CH ₂ -N(CH ₃)-OH
(1-hydroxycyclohexyl)methyl	-CH ₂ -N(CH ₃)-OH
tetrahydro-2 <i>H</i> -pyran-4-ylmethyl	-CH ₂ -N(CH ₃)-OH
2-methylpropyl	-CH ₂ -NH-OCH ₃
2-hydroxy-2-methylpropyl	-CH ₂ -NH-OCH ₃
2-methyl-2-[(methylsulfonyl)amino]propyl	-CH ₂ -NH-OCH ₃
4-[(methylsulfonyl)amino]butyl	-CH ₂ -NH-OCH ₃
(1-hydroxycyclobutyl)methyl	-CH ₂ -NH-OCH ₃
(1-hydroxycyclopentyl)methyl	-CH ₂ -NH-OCH ₃
(1-hydroxycyclohexyl)methyl	-CH ₂ -NH-OCH ₃
tetrahydro-2 <i>H</i> -pyran-4-ylmethyl	-CH ₂ -NH-OCH ₃
2-methylpropyl	-CH ₂ -N(CH ₃)-OCH ₃
2-hydroxy-2-methylpropyl	-CH ₂ -N(CH ₃)-OCH ₃
2-methyl-2-[(methylsulfonyl)amino]propyl	-CH ₂ -N(CH ₃)-OCH ₃

4-[(methylsulfonyl)amino]butyl	-CH ₂ -N(CH ₃)-OCH ₃
(1-hydroxycyclobutyl)methyl	-CH ₂ -N(CH ₃)-OCH ₃
(1-hydroxycyclopentyl)methyl	-CH ₂ -N(CH ₃)-OCH ₃
(1-hydroxycyclohexyl)methyl	-CH ₂ -N(CH ₃)-OCH ₃
tetrahydro-2 <i>H</i> -pyran-4-ylmethyl	-CH ₂ -N(CH ₃)-OCH ₃
2-methylpropyl	-CH ₂ -N(-C(O)-CH ₃)-OH
2-hydroxy-2-methylpropyl	-CH ₂ -N(-C(O)-CH ₃)-OH
2-methyl-2-[(methylsulfonyl)amino]propyl	-CH ₂ -N(-C(O)-CH ₃)-OH
4-[(methylsulfonyl)amino]butyl	-CH ₂ -N(-C(O)-CH ₃)-OH
(1-hydroxycyclobutyl)methyl	-CH ₂ -N(-C(O)-CH ₃)-OH
(1-hydroxycyclopentyl)methyl	-CH ₂ -N(-C(O)-CH ₃)-OH
(1-hydroxycyclohexyl)methyl	-CH ₂ -N(-C(O)-CH ₃)-OH
tetrahydro-2 <i>H</i> -pyran-4-ylmethyl	-CH ₂ -N(-C(O)-CH ₃)-OH
2-methylpropyl	-CH ₂ -N(-C(O)-CH ₃)-OCH ₃
2-hydroxy-2-methylpropyl	-CH ₂ -N(-C(O)-CH ₃)-OCH ₃
2-methyl-2-[(methylsulfonyl)amino]propyl	-CH ₂ -N(-C(O)-CH ₃)-OCH ₃
4-[(methylsulfonyl)amino]butyl	-CH ₂ -N(-C(O)-CH ₃)-OCH ₃
(1-hydroxycyclobutyl)methyl	-CH ₂ -N(-C(O)-CH ₃)-OCH ₃
(1-hydroxycyclopentyl)methyl	-CH ₂ -N(-C(O)-CH ₃)-OCH ₃
(1-hydroxycyclohexyl)methyl	-CH ₂ -N(-C(O)-CH ₃)-OCH ₃
tetrahydro-2 <i>H</i> -pyran-4-ylmethyl	-CH ₂ -N(-C(O)-CH ₃)-OCH ₃
2-methylpropyl	-CH ₂ -N(-S(O) ₂ -CH ₃)-OH
2-hydroxy-2-methylpropyl	-CH ₂ -N(-S(O) ₂ -CH ₃)-OH
2-methyl-2-[(methylsulfonyl)amino]propyl	-CH ₂ -N(-S(O) ₂ -CH ₃)-OH
4-[(methylsulfonyl)amino]butyl	-CH ₂ -N(-S(O) ₂ -CH ₃)-OH
(1-hydroxycyclobutyl)methyl	-CH ₂ -N(-S(O) ₂ -CH ₃)-OH
(1-hydroxycyclopentyl)methyl	-CH ₂ -N(-S(O) ₂ -CH ₃)-OH
(1-hydroxycyclohexyl)methyl	-CH ₂ -N(-S(O) ₂ -CH ₃)-OH
tetrahydro-2 <i>H</i> -pyran-4-ylmethyl	-CH ₂ -N(-S(O) ₂ -CH ₃)-OH
2-methylpropyl	-CH ₂ -N(-S(O) ₂ -CH ₃)-OCH ₃
2-hydroxy-2-methylpropyl	-CH ₂ -N(-S(O) ₂ -CH ₃)-OCH ₃

2-methyl-2-[(methylsulfonyl)amino]propyl	-CH ₂ -N(-S(O) ₂ -CH ₃)-OCH ₃
4-[(methylsulfonyl)amino]butyl	-CH ₂ -N(-S(O) ₂ -CH ₃)-OCH ₃
(1-hydroxycyclobutyl)methyl	-CH ₂ -N(-S(O) ₂ -CH ₃)-OCH ₃
(1-hydroxycyclopentyl)methyl	-CH ₂ -N(-S(O) ₂ -CH ₃)-OCH ₃
(1-hydroxycyclohexyl)methyl	-CH ₂ -N(-S(O) ₂ -CH ₃)-OCH ₃
tetrahydro-2 <i>H</i> -pyran-4-ylmethyl	-CH ₂ -N(-S(O) ₂ -CH ₃)-OCH ₃
2-methylpropyl	-CH ₂ -N(-C(O)-NH-CH ₃)-OH
2-hydroxy-2-methylpropyl	-CH ₂ -N(-C(O)-NH-CH ₃)-OH
2-methyl-2-[(methylsulfonyl)amino]propyl	-CH ₂ -N(-C(O)-NH-CH ₃)-OH
4-[(methylsulfonyl)amino]butyl	-CH ₂ -N(-C(O)-NH-CH ₃)-OH
(1-hydroxycyclobutyl)methyl	-CH ₂ -N(-C(O)-NH-CH ₃)-OH
(1-hydroxycyclopentyl)methyl	-CH ₂ -N(-C(O)-NH-CH ₃)-OH
(1-hydroxycyclohexyl)methyl	-CH ₂ -N(-C(O)-NH-CH ₃)-OH
tetrahydro-2 <i>H</i> -pyran-4-ylmethyl	-CH ₂ -N(-C(O)-NH-CH ₃)-OH
2-methylpropyl	-CH ₂ -N(-C(O)-NH-CH ₃)-OCH ₃
2-hydroxy-2-methylpropyl	-CH ₂ -N(-C(O)-NH-CH ₃)-OCH ₃
2-methyl-2-[(methylsulfonyl)amino]propyl	-CH ₂ -N(-C(O)-NH-CH ₃)-OCH ₃
4-[(methylsulfonyl)amino]butyl	-CH ₂ -N(-C(O)-NH-CH ₃)-OCH ₃
(1-hydroxycyclobutyl)methyl	-CH ₂ -N(-C(O)-NH-CH ₃)-OCH ₃
(1-hydroxycyclopentyl)methyl	-CH ₂ -N(-C(O)-NH-CH ₃)-OCH ₃
(1-hydroxycyclohexyl)methyl	-CH ₂ -N(-C(O)-NH-CH ₃)-OCH ₃
tetrahydro-2 <i>H</i> -pyran-4-ylmethyl	-CH ₂ -N(-C(O)-NH-CH ₃)-OCH ₃

Compounds of the invention have been found to modulate cytokine biosynthesis by inducing the production of interferon α and/or tumor necrosis factor α in human cells when tested using one of the methods described below.

CYTOKINE INDUCTION IN HUMAN CELLS

An in vitro human blood cell system is used to assess cytokine induction. Activity is based on the measurement of interferon (α) and tumor necrosis factor (α) (IFN- α and TNF- α , respectively) secreted into culture media as described by Testerman et al. in

"Cytokine Induction by the Immunomodulators Imiquimod and S-27609," *Journal of Leukocyte Biology*, 58, 365-372 (September, 1995).

Blood Cell Preparation for Culture

5 Whole blood from healthy human donors is collected by venipuncture into vacutainer tubes or syringes containing EDTA. Peripheral blood mononuclear cells (PBMC) are separated from whole blood by density gradient centrifugation using HISTOPAQUE-1077 (Sigma, St. Louis, MO) or Ficoll-Paque Plus (Amersham Biosciences Piscataway, NJ). Blood is diluted 1:1 with Dulbecco's Phosphate Buffered
10 Saline (DPBS) or Hank's Balanced Salts Solution (HBSS). Alternately, whole blood is placed in Accuspin (Sigma) or LeucoSep (Greiner Bio-One, Inc., Longwood, FL) centrifuge frit tubes containing density gradient medium. The PBMC layer is collected and washed twice with DPBS or HBSS and re-suspended at 4×10^6 cells/mL in RPMI complete. The PBMC suspension is added to 96 well flat bottom sterile tissue culture
15 plates containing an equal volume of RPMI complete media containing test compound.

Compound Preparation

 The compounds are solubilized in dimethyl sulfoxide (DMSO). The DMSO concentration should not exceed a final concentration of 1% for addition to the culture
20 wells. The compounds are generally tested at concentrations ranging from 30-0.014 μ M. Controls include cell samples with media only, cell samples with DMSO only (no compound), and cell samples with reference compound.

Incubation

25 The solution of test compound is added at 60 μ M to the first well containing RPMI complete and serial 3 fold dilutions are made in the wells. The PBMC suspension is then added to the wells in an equal volume, bringing the test compound concentrations to the desired range (usually 30-0.014 μ M). The final concentration of PBMC suspension is 2×10^6 cells/mL. The plates are covered with sterile plastic lids, mixed gently and then
30 incubated for 18 hours to 24 hours at 37°C in a 5% carbon dioxide atmosphere.

Separation

Following incubation the plates are centrifuged for 10 minutes at 1000 rpm (approximately 200 x g) at 4°C. The cell-free culture supernatant is removed and transferred to sterile polypropylene tubes. Samples are maintained at -30°C to -70°C until
5 analysis. The samples are analyzed for IFN- α by ELISA and for TNF- α by IGEN/BioVeris Assay.

Interferon (α) and Tumor Necrosis Factor (α) Analysis

IFN- α concentration is determined with a human multi-subtype colorimetric sandwich ELISA (Catalog Number 41105) from PBL Biomedical Laboratories,
10 Piscataway, NJ. Results are expressed in pg/mL.

The TNF- α concentration is determined by ORIGEN M-Series Immunoassay and read on an IGEN M-8 analyzer from BioVeris Corporation, formerly known as IGEN International, Gaithersburg, MD. The immunoassay uses a human TNF- α capture and
15 detection antibody pair (Catalog Numbers AHC3419 and AHC3712) from Biosource International, Camarillo, CA. Results are expressed in pg/mL.

Assay Data and Analysis

In total, the data output of the assay consists of concentration values of TNF- α and
20 IFN- α (y-axis) as a function of compound concentration (x-axis).

Analysis of the data has two steps. First, the greater of the mean DMSO (DMSO control wells) or the experimental background (usually 20 pg/mL for IFN- α and 40 pg/mL for TNF- α) is subtracted from each reading. If any negative values result from
25 background subtraction, the reading is reported as " * ", and is noted as not reliably detectable. In subsequent calculations and statistics, " * ", is treated as a zero. Second, all background subtracted values are multiplied by a single adjustment ratio to decrease experiment to experiment variability. The adjustment ratio is the area of the reference compound in the new experiment divided by the expected area of the reference compound based on the past 61 experiments (unadjusted readings). This results in the scaling of the
30 reading (y-axis) for the new data without changing the shape of the dose-response curve. The reference compound used is 2-[4-amino-2-ethoxymethyl-6,7,8,9-tetrahydro- α,α -dimethyl-1*H*-imidazo[4,5-*c*]quinolin-1-yl]ethanol hydrate (U.S. Patent No. 5,352,784;

Example 91) and the expected area is the sum of the median dose values from the past 61 experiments.

The minimum effective concentration is calculated based on the background-subtracted, reference-adjusted results for a given experiment and compound. The minimum effective concentration (μmolar) is the lowest of the tested compound concentrations that induces a response over a fixed cytokine concentration for the tested cytokine (usually 20 pg/mL for IFN- α and 40 pg/mL for TNF- α). The maximal response is the maximal amount of cytokine (pg/ml) produced in the dose-response.

10 CYTOKINE INDUCTION IN HUMAN CELLS (High Throughput Screen)

The CYTOKINE INDUCTION IN HUMAN CELLS test method described above was modified as follows for high throughput screening.

15 Blood Cell Preparation for Culture

Whole blood from healthy human donors is collected by venipuncture into vacutainer tubes or syringes containing EDTA. Peripheral blood mononuclear cells (PBMC) are separated from whole blood by density gradient centrifugation using HISTOPAQUE-1077 (Sigma, St. Louis, MO) or Ficoll-Paque Plus (Amersham Biosciences Piscataway, NJ). Whole blood is placed in Accuspin (Sigma) or LeucoSep (Greiner Bio-One, Inc., Longwood, FL) centrifuge frit tubes containing density gradient medium. The PBMC layer is collected and washed twice with DPBS or HBSS and re-suspended at 4×10^6 cells/mL in RPMI complete (2-fold the final cell density). The PBMC suspension is added to 96-well flat bottom sterile tissue culture plates.

25

Compound Preparation

The compounds are solubilized in dimethyl sulfoxide (DMSO). The compounds are generally tested at concentrations ranging from 30 - 0.014 μM . Controls include cell samples with media only, cell samples with DMSO only (no compound), and cell samples with a reference compound 2-[4-amino-2-ethoxymethyl-6,7,8,9-tetrahydro- α,α -dimethyl-1H-imidazo[4,5-c]quinolin-1-yl]ethanol hydrate (U.S. Patent No. 5,352,784; Example 91) on each plate. The solution of test compound is added at 7.5 mM to the first well of a

30

dosing plate and serial 3 fold dilutions are made for the 7 subsequent concentrations in DMSO. RPMI Complete media is then added to the test compound dilutions in order to reach a final compound concentration of 2-fold higher (60 - 0.028 μM) than the final tested concentration range.

5

Incubation

Compound solution is then added to the wells containing the PBMC suspension bringing the test compound concentrations to the desired range (usually 30 μM - 0.014 μM) and the DMSO concentration to 0.4%. The final concentration of PBMC suspension is

10 2×10^6 cells/mL. The plates are covered with sterile plastic lids, mixed gently and then incubated for 18 to 24 hours at 37°C in a 5% carbon dioxide atmosphere.

Separation

15 Following incubation the plates are centrifuged for 10 minutes at 1000 rpm (approximately 200 g) at 4°C. 4-plex Human Panel MSD MULTI-SPOT 96-well plates are pre-coated with the appropriate capture antibodies by MesoScale Discovery, Inc. (MSD, Gaithersburg, MD). The cell-free culture supernatants are removed and transferred to the MSD plates. Fresh samples are typically tested, although they may be maintained at

20 -30°C to -70°C until analysis.

Interferon- α and Tumor Necrosis Factor- α Analysis

MSD MULTI-SPOT plates contain within each well capture antibodies for human TNF- α and human IFN- α that have been pre-coated on specific spots. Each well contains

25 four spots: one human TNF- α capture antibody (MSD) spot, one human IFN- α capture antibody (PBL Biomedical Laboratories, Piscataway, NJ) spot, and two inactive bovine serum albumin spots. The human TNF- α capture and detection antibody pair is from MesoScale Discovery. The human IFN- α multi-subtype antibody (PBL Biomedical Laboratories) captures all IFN- α subtypes except IFN- α F (IFNA21). Standards consist of

30 recombinant human TNF- α (R&D Systems, Minneapolis, MN) and IFN- α (PBL Biomedical Laboratories). Samples and separate standards are added at the time of analysis to each MSD plate. Two human IFN- α detection antibodies (Cat. Nos. 21112 &

21100, PBL) are used in a two to one ratio (weight:weight) to each other to determine the IFN- α concentrations. The cytokine-specific detection antibodies are labeled with the SULFO-TAG reagent (MSD). After adding the SULFO-TAG labeled detection antibodies to the wells, each well's electrochemoluminescent levels are read using MSD's SECTOR
5 HTS READER. Results are expressed in pg/mL upon calculation with known cytokine standards.

Assay Data and Analysis

In total, the data output of the assay consists of concentration values of TNF- α or
10 IFN- α (y-axis) as a function of compound concentration (x-axis).

A plate-wise scaling is performed within a given experiment aimed at reducing plate-to-plate variability associated within the same experiment. First, the greater of the median DMSO (DMSO control wells) or the experimental background (usually 20 pg/mL for IFN- α and 40 pg/mL for TNF- α) is subtracted from each reading. Negative values that
15 may result from background subtraction are set to zero. Each plate within a given experiment has a reference compound that serves as a control. This control is used to calculate a median expected area under the curve across all plates in the assay. A plate-wise scaling factor is calculated for each plate as a ratio of the area of the reference compound on the particular plate to the median expected area for the entire experiment.
20 The data from each plate are then multiplied by the plate-wise scaling factor for all plates. Only data from plates bearing a scaling factor of between 0.5 and 2.0 (for both cytokines IFN- α , TNF- α) are reported. Data from plates with scaling factors outside the above-mentioned interval are retested until they bear scaling factors inside the above mentioned interval. The above method produces a scaling of the y-values without altering the shape
25 of the curve. The reference compound used is 2-[4-amino-2-ethoxymethyl-6,7,8,9-tetrahydro- α,α -dimethyl-1*H*-imidazo[4,5-*c*]quinolin-1-yl]ethanol hydrate (U.S. Patent No. 5,352,784; Example 91). The median expected area is the median area across all plates that are part of a given experiment.

A second scaling may also be performed to reduce inter-experiment variability
30 (across multiple experiments). All background-subtracted values are multiplied by a single adjustment ratio to decrease experiment-to-experiment variability. The adjustment ratio is the area of the reference compound in the new experiment divided by the expected

area of the reference compound based on an average of previous experiments (unadjusted readings). This results in the scaling of the reading (y-axis) for the new data without changing the shape of the dose-response curve. The reference compound used is 2-[4-amino-2-ethoxymethyl-6,7,8,9-tetrahydro- α,α -dimethyl-1*H*-imidazo[4,5-*c*]quinolin-1-yl]ethanol hydrate (U.S. Patent No. 5,352,784; Example 91) and the expected area is the sum of the median dose values from an average of previous experiments.

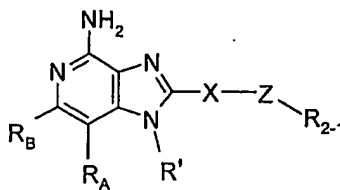
The minimum effective concentration is calculated based on the background-subtracted, reference-adjusted results for a given experiment and compound. The minimum effective concentration (μ molar) is the lowest of the tested compound concentrations that induces a response over a fixed cytokine concentration for the tested cytokine (usually 20 pg/mL for IFN- α and 40 pg/mL for TNF- α). The maximal response is the maximal amount of cytokine (pg/ml) produced in the dose-response.

The complete disclosures of the patents, patent documents, and publications cited herein are incorporated by reference in their entirety as if each were individually incorporated. Various modifications and alterations to this invention will become apparent to those skilled in the art without departing from the scope and spirit of this invention. It should be understood that this invention is not intended to be unduly limited by the illustrative embodiments and examples set forth herein and that such examples and embodiments are presented by way of example only with the scope of the invention intended to be limited only by the claims set forth herein as follows.

25

WHAT IS CLAIMED IS:

1. A compound of the Formula I:



I

5 wherein:

Z is selected from the group consisting of:

- C(=N-O-R₂₋₂)- and
- C(R₂₋₄)(-N(-OR₂₋₂)-Y-R₂₋₃)-;

10 X is selected from the group consisting of a bond, C₁₋₄ alkylene and C₂₋₄ alkenylene;

R₂₋₁, R₂₋₂, and R₂₋₃ are independently selected from the group consisting of:

- hydrogen,
- alkyl,
- alkenyl,
- 15 aryl,
- arylalkylenyl,
- heteroaryl,
- heteroarylalkylenyl,
- heterocyclyl,
- 20 heterocyclylalkylenyl, and

alkyl, alkenyl, aryl, arylalkylenyl, heteroaryl, heteroarylalkylenyl, heterocyclyl, and heterocyclylalkylenyl, substituted by one or more substituents selected from the group consisting of:

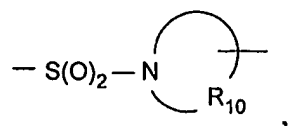
- hydroxy,
- 25 alkyl,
- haloalkyl,
- hydroxyalkyl,
- alkoxy,
- dialkylamino,

5 -S(O)₀₋₂-R₂₋₅,
 -NH-S(O)₂-R₂₋₅,
 haloalkoxy,
 halogen,
 cyano,
 nitro,
 -N₃,
 aryl,
 heteroaryl,
 10 heterocyclyl,
 aryloxy,
 arylalkyleneoxy,
 -C(O)-O-alkyl,
 -C(O)-N(R₈)₂,
 15 -N(R₈)-C(O)-R₂₋₅,
 -NH-C(O)-NH-R₂₋₅,
 -NH-C(O)-NH₂
 -O-(CO)-alkyl, and
 -C(O)-alkyl;

20 with the proviso that R₂₋₂ is other than alkenyl wherein the carbon atom
 bonded to -O- is doubly bonded to another carbon atom;
 R₂₋₄ is selected from the group consisting of hydrogen, C₁₋₄alkyl, and phenyl;
 R₂₋₅ is selected from the group consisting of alkyl, aryl, arylalkylenyl, heteroaryl,
 and heteroarylalkylenyl, each of which is unsubstituted or substituted by one or more
 25 substituents selected from the group consisting of halogen, cyano, nitro, alkoxy,
 dialkylamino, alkylthio, haloalkyl, haloalkoxy, alkyl, and -N₃;

Y is selected from the group consisting of:

 a bond,
 -C(R₆)-,
 30 -S(O)₂-,
 -S(O)₂-N(R₈)-,



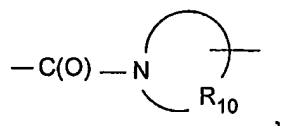
-C(O)-O-,

-C(R₆)-N(R₈)-,

-C(O)-N(R₈)-S(O)₂-,

5

-C(R₆)-N(R₈)-C(O)-,



-C(O)-C(O)-,

-C(O)-C(O)-O-, and

-C(=NH)-N(R₈)-;

10

R_A and R_B are each independently selected from the group consisting of:

hydrogen,

halogen,

alkyl,

alkenyl,

15

alkoxy,

alkylthio, and

-N(R₉)₂;

or when taken together, R_A and R_B form a fused benzene ring or fused pyridine ring wherein the fused benzene ring or fused pyridine ring is unsubstituted or substituted by one or more R^m groups;

20

or when taken together, R_A and R_B form a fused cyclohexene ring or a fused tetrahydropyridine ring, wherein the fused cyclohexene or tetrahydropyridine ring is unsubstituted or substituted by one or more R groups;

R is selected from the group consisting of:

25

halogen,

hydroxy,

alkyl,

alkenyl,

haloalkyl,

alkoxy,
 alkylthio, and
 -N(R₉)₂;

R' is hydrogen or a non-interfering substituent;

5 R''' is a non-interfering substituent;

R₆ is selected from the group consisting of =O and =S;

R₈ is selected from the group consisting of hydrogen, C₁₋₁₀ alkyl, C₂₋₁₀ alkenyl, C₁₋₁₀ alkoxy-C₁₋₁₀ alkylenyl, hydroxy-C₁₋₁₀ alkylenyl, heteroaryl-C₁₋₁₀ alkylenyl, and aryl-C₁₋₁₀ alkylenyl;

10 R₉ is selected from the group consisting of hydrogen and alkyl; and

R₁₀ is C₃₋₈ alkylene;

or a pharmaceutically acceptable salt thereof.

2. The compound or salt of claim 1 wherein the one or more R''' groups are one R₃ group, or one R₃ group and one R group, or one, two, three, or four R groups when on the fused benzene ring, or one, two, or three R groups when on the fused pyridine ring; wherein R₃ is selected from the group consisting of:

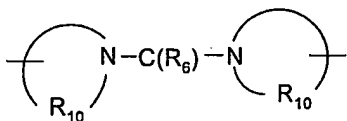
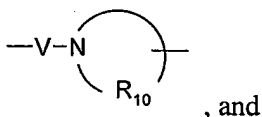
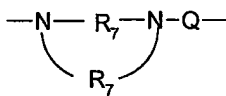
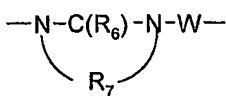
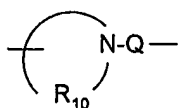
-Z'-R₄,
 -Z'-X'-R₄,
 20 -Z'-X'-Y'-R₄,
 -Z'-X'-Y'-X'-Y'-R₄, and
 -Z'-X'-R₅;

X' is selected from the group consisting of alkylene, alkenylene, alkynylene, arylene, heteroarylene, and heterocyclylene, wherein the alkylene, alkenylene, and alkynylene groups can be optionally interrupted or terminated by arylene, heteroarylene or heterocyclylene and optionally interrupted by one or more -O- groups;

Y' is selected from the group consisting of:

-O-,
 -S(O)₀₋₂-,
 30 -S(O)₂-N(R₈)-,
 -C(R₆)-,
 -C(R₆)-O-,

- 5
- O-C(R₆)-,
 -O-C(O)-O-,
 -N(R₈)-Q-,
 -C(R₆)-N(R₈)-,
 -O-C(R₆)-N(R₈)-,
 -C(R₆)-N(OR₉)-,
 -O-N(R₈)-Q-,
 -O-N=C(R₄)-,
 -C(=N-O-R₈)-,
 10 -CH(-N(-O-R₈)-Q-R₄)-,

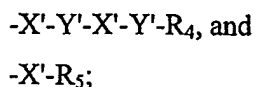


15

Z' is a bond or -O-;

R₄ is selected from the group consisting of hydrogen, alkyl, alkenyl, alkynyl, aryl, arylalkylenyl, aryloxyalkylenyl, alkylarylenyl, heteroaryl, heteroarylalkylenyl, heteroaryloxyalkylenyl, alkylheteroarylenyl, and heterocyclyl, wherein the alkyl, alkenyl, alkynyl, aryl, arylalkylenyl, aryloxyalkylenyl, alkylarylenyl, heteroaryl, heteroarylalkylenyl, heteroaryloxyalkylenyl, alkylheteroarylenyl, and heterocyclyl groups can be unsubstituted or substituted by one or more substituents independently selected from the group consisting of alkyl, alkoxy, hydroxyalkyl, haloalkyl, haloalkoxy, halogen, nitro, hydroxy, mercapto, cyano, aryl, aryloxy, arylalkyleneoxy, heteroaryl, heteroaryloxy,

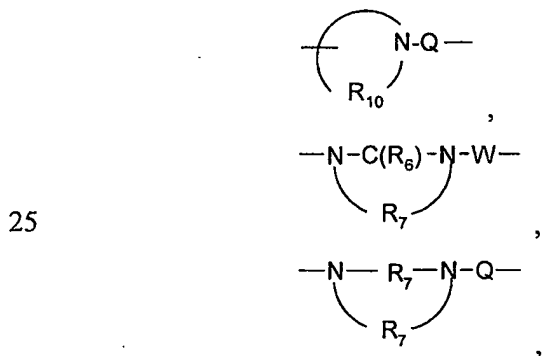
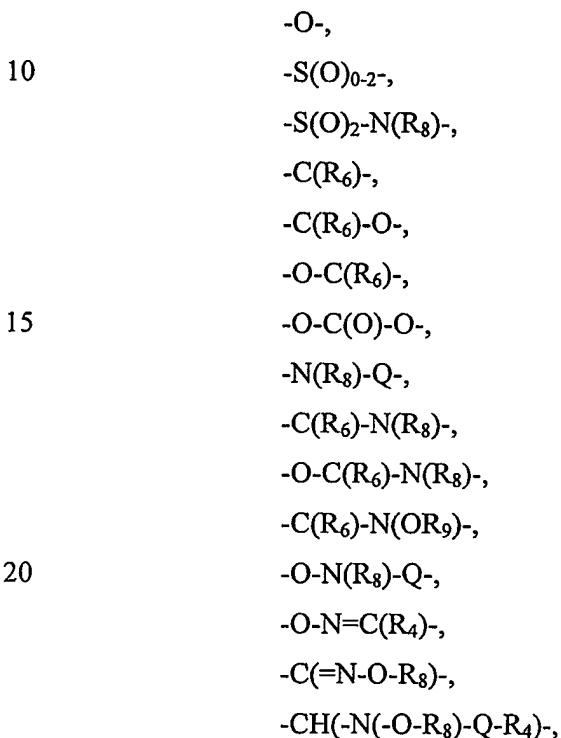
20

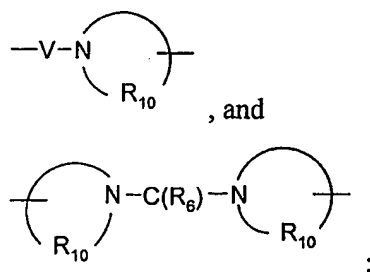


wherein:

X' is selected from the group consisting of alkylene, alkenylene, alkynylene,
 5 arylene, heteroarylene, and heterocyclylene, wherein the alkylene, alkenylene, and
 alkynylene groups can be optionally interrupted or terminated by arylene, heteroarylene or
 heterocyclylene and optionally interrupted by one or more -O- groups;

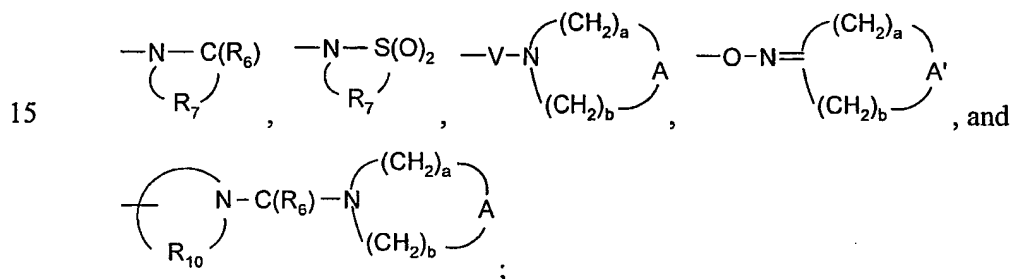
Y' is selected from the group consisting of:





R₄ is selected from the group consisting of hydrogen, alkyl, alkenyl, alkynyl, aryl, arylalkylenyl, aryloxyalkylenyl, alkylarylenyl, heteroaryl, heteroarylalkylenyl, heteroaryloxyalkylenyl, alkylheteroarylenyl, and heterocyclyl, wherein the alkyl, alkenyl, alkynyl, aryl, arylalkylenyl, aryloxyalkylenyl, alkylarylenyl, heteroaryl, heteroarylalkylenyl, heteroaryloxyalkylenyl, alkylheteroarylenyl, and heterocyclyl groups can be unsubstituted or substituted by one or more substituents independently selected from the group consisting of alkyl, alkoxy, hydroxyalkyl, haloalkyl, haloalkoxy, halogen, nitro, hydroxy, mercapto, cyano, aryl, aryloxy, arylalkyleneoxy, heteroaryl, heteroaryloxy, heteroarylalkyleneoxy, heterocyclyl, amino, alkylamino, dialkylamino, (dialkylamino)alkyleneoxy, and in the case of alkyl, alkenyl, alkynyl, and heterocyclyl, oxo;

R₅ is selected from the group consisting of:



R₆ is selected from the group consisting of =O and =S;

R₇ is C₂₋₇ alkylene;

R₈ is selected from the group consisting of hydrogen, C₁₋₁₀ alkyl, C₂₋₁₀ alkenyl, C₁₋₁₀ alkoxy-C₁₋₁₀ alkylenyl, hydroxy-C₁₋₁₀ alkylenyl, heteroaryl-C₁₋₁₀ alkylenyl, and aryl-C₁₋₁₀ alkylenyl;

R₉ is selected from the group consisting of hydrogen and alkyl;

R₁₀ is C₃₋₈ alkylene;

A is selected from the group consisting of -O-, -C(O)-, -S(O)₀₋₂-, -CH₂-, and -N(-Q-R₄-);

A' is selected from the group consisting of -O-, -S(O)₀₋₂-, -N(-Q-R₄)-, and -CH₂-;

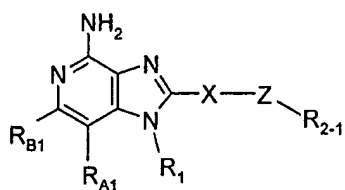
Q is selected from the group consisting of a bond, -C(R₆)-, -C(R₆)-C(R₆)-,
-S(O)₂-, -C(R₆)-N(R₈)-W-, -S(O)₂-N(R₈)-, -C(R₆)-O-, -C(R₆)-S-, and -C(R₆)-N(OR₉)-;

V is selected from the group consisting of -C(R₆)-, -O-C(R₆)-, -N(R₈)-C(R₆)-, and
5 -S(O)₂-;

W is selected from the group consisting of a bond, -C(O)-, and -S(O)₂-; and

a and b are independently integers from 1 to 6 with the proviso that a + b is ≤ 7.

4. A compound of the Formula II:



10

II

wherein:

Z is selected from the group consisting of:

-C(=N-O-R₂₋₂)- and

15 -C(R₂₋₄)(-N(-OR₂₋₂)-Y-R₂₋₃)-;

X is selected from the group consisting of a bond, C₁₋₄ alkylene and
C₂₋₄ alkenylene;

R₂₋₁, R₂₋₂, and R₂₋₃ are independently selected from the group consisting of:

hydrogen,

20

alkyl,

alkenyl,

aryl,

arylalkylenyl,

heteroaryl,

25

heteroarylalkylenyl,

heterocyclyl,

heterocyclalkylenyl, and

alkyl, alkenyl, aryl, arylalkylenyl, heteroaryl, heteroarylalkylenyl, heterocyclyl, and heterocyclylalkylenyl, substituted by one or more substituents selected from the group consisting of:

5 hydroxy,
 alkyl,
 haloalkyl,
 hydroxyalkyl,
 alkoxy,
 dialkylamino,
 10 -S(O)₀₋₂-R₂₋₅,
 -NH-S(O)₂-R₂₋₅,
 haloalkoxy,
 halogen,
 cyano,
 15 nitro,
 -N₃,
 aryl,
 heteroaryl,
 heterocyclyl,
 20 aryloxy,
 arylalkyleneoxy,
 -C(O)-O-alkyl,
 -C(O)-N(R₈)₂,
 -N(R₈)-C(O)-R₂₋₅,
 25 -NH-C(O)-NH-R₂₋₅,
 -NH-C(O)-NH₂
 -O-(CO)-alkyl, and
 -C(O)-alkyl;

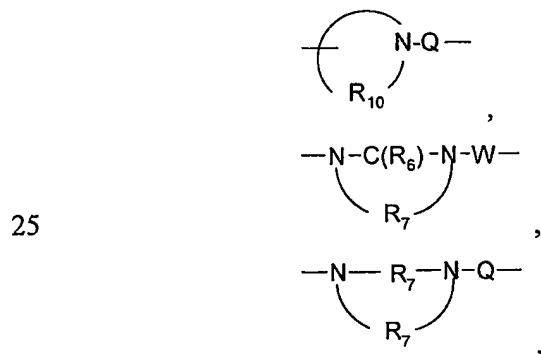
with the proviso that R₂₋₂ is other than alkenyl wherein the carbon atom
 30 bonded to -O- is doubly bonded to another carbon atom;
 R₂₋₄ is selected from the group consisting of hydrogen, C₁₋₄alkyl, and phenyl;

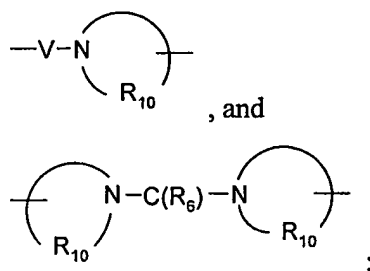
- X'-Y'-R₄,
- X'-Y'-X'-Y'-R₄, and
- X'-R₅;

X' is selected from the group consisting of alkylene, alkenylene, alkynylene, arylene, heteroarylene, and heterocyclylene, wherein the alkylene, alkenylene, and alkynylene groups can be optionally interrupted or terminated by arylene, heteroarylene or heterocyclylene and optionally interrupted by one or more -O- groups;

Y' is selected from the group consisting of:

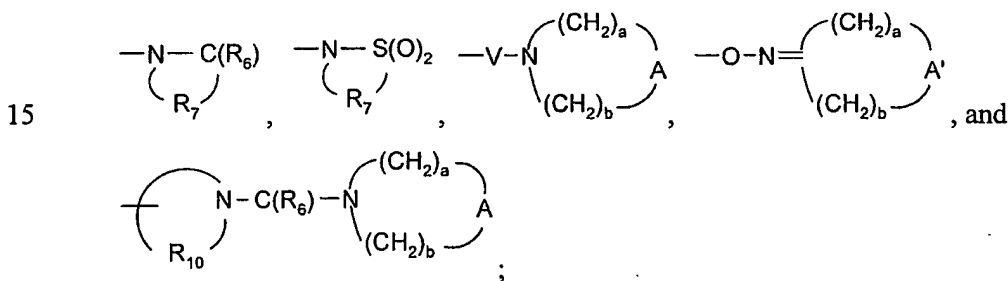
- O-,
- S(O)₀₋₂-,
- S(O)₂-N(R₈)-,
- C(R₆)-,
- C(R₆)-O-,
- O-C(R₆)-,
- O-C(O)-O-,
- N(R₈)-Q-,
- C(R₆)-N(R₈)-,
- O-C(R₆)-N(R₈)-,
- C(R₆)-N(OR₉)-,
- O-N(R₈)-Q-,
- O-N=C(R₄)-,
- C(=N-O-R₈)-,
- CH(-N(-O-R₈)-Q-R₄)-,





R₄ is selected from the group consisting of hydrogen, alkyl, alkenyl, alkynyl, aryl, arylalkylenyl, aryloxyalkylenyl, alkylarylenyl, heteroaryl, heteroarylalkylenyl, heteroaryloxyalkylenyl, alkylheteroarylenyl, and heterocyclyl, wherein the alkyl, alkenyl, alkynyl, aryl, arylalkylenyl, aryloxyalkylenyl, alkylarylenyl, heteroaryl, heteroarylalkylenyl, heteroaryloxyalkylenyl, alkylheteroarylenyl, and heterocyclyl groups can be unsubstituted or substituted by one or more substituents independently selected from the group consisting of alkyl, alkoxy, hydroxyalkyl, haloalkyl, haloalkoxy, halogen, nitro, hydroxy, mercapto, cyano, aryl, aryloxy, arylalkyleneoxy, heteroaryl, heteroaryloxy, heteroarylalkyleneoxy, heterocyclyl, amino, alkylamino, dialkylamino, (dialkylamino)alkyleneoxy, and in the case of alkyl, alkenyl, alkynyl, and heterocyclyl, oxo;

R₅ is selected from the group consisting of:



R₆ is selected from the group consisting of =O and =S;

R₇ is C₂₋₇ alkylene;

R₈ is selected from the group consisting of hydrogen, C₁₋₁₀ alkyl, C₂₋₁₀ alkenyl, C₁₋₁₀ alkoxy-C₁₋₁₀ alkylenyl, hydroxy-C₁₋₁₀ alkylenyl, heteroaryl-C₁₋₁₀ alkylenyl, and aryl-C₁₋₁₀ alkylenyl;

R₉ is selected from the group consisting of hydrogen and alkyl;

R₁₀ is C₃₋₈ alkylene;

A is selected from the group consisting of -O-, -C(O)-, -S(O)_{0.2-}, -CH₂-, and -N(-Q-R₄)-;

A' is selected from the group consisting of -O-, -S(O)₀₋₂-, -N(-Q-R₄)-, and -CH₂-;

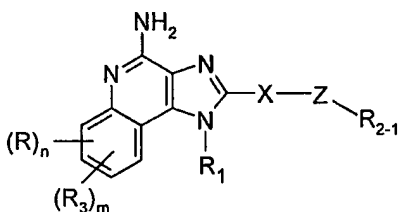
Q is selected from the group consisting of a bond, -C(R₆)-, -C(R₆)-C(R₆)-,
-S(O)₂-, -C(R₆)-N(R₈)-W-, -S(O)₂-N(R₈)-, -C(R₆)-O-, -C(R₆)-S-, and -C(R₆)-N(OR₉)-;

V is selected from the group consisting of -C(R₆)-, -O-C(R₆)-, -N(R₈)-C(R₆)-, and
5 -S(O)₂-;

W is selected from the group consisting of a bond, -C(O)-, and -S(O)₂-; and

a and b are independently integers from 1 to 6 with the proviso that a + b is ≤ 7;
or a pharmaceutically acceptable salt thereof.

10 5. A compound of the Formula III:



III

wherein:

Z is selected from the group consisting of:

15 -C(=N-O-R₂₋₂)- and
-C(R₂₋₄)(-N(-OR₂₋₂)-Y-R₂₋₃)-;

X is selected from the group consisting of a bond, C₁₋₄ alkylene and
C₂₋₄ alkenylene;

R₂₋₁, R₂₋₂, and R₂₋₃ are independently selected from the group consisting of:

20 hydrogen,
alkyl,
alkenyl,
aryl,
arylalkylenyl,
25 heteroaryl,
heteroarylalkylenyl,
heterocyclyl,
heterocyclylalkylenyl, and

alkyl, alkenyl, aryl, arylalkylenyl, heteroaryl, heteroarylalkylenyl, heterocyclyl, and heterocyclylalkylenyl, substituted by one or more substituents selected from the group consisting of:

5 hydroxy,
alkyl,
haloalkyl,
hydroxyalkyl,
alkoxy,
dialkylamino,
10 -S(O)₀₋₂-R₂₋₅,
-NH-S(O)₂-R₂₋₅,
haloalkoxy,
halogen,
cyano,
15 nitro,
-N₃,
aryl,
heteroaryl,
heterocyclyl,
20 aryloxy,
arylalkyleneoxy,
-C(O)-O-alkyl,
-C(O)-N(R₈)₂,
-N(R₈)-C(O)-R₂₋₅,
25 -NH-C(O)-NH-R₂₋₅,
-NH-C(O)-NH₂
-O-(CO)-alkyl, and
-C(O)-alkyl;

with the proviso that R₂₋₂ is other than alkenyl wherein the carbon atom
30 bonded to -O- is doubly bonded to another carbon atom;
R₂₋₄ is selected from the group consisting of hydrogen, C₁₋₄alkyl, and phenyl;

-R₄,
 -X'-R₄,
 -X'-Y'-R₄,
 -X'-Y'-X'-Y'-R₄, and
 5 -X'-R₅;

R₃ is selected from the group consisting of:

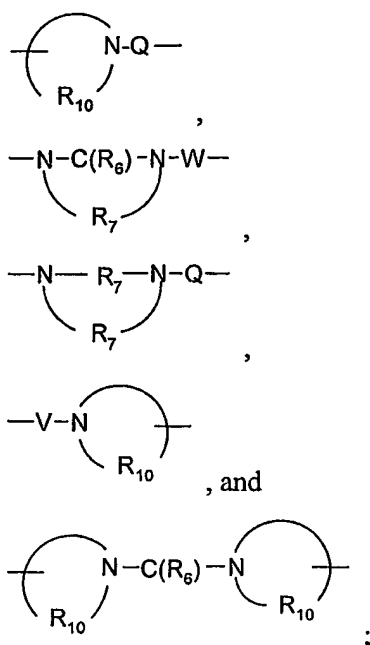
-Z'-R₄,
 -Z'-X'-R₄,
 -Z'-X'-Y'-R₄,
 10 -Z'-X'-Y'-X'-Y'-R₄, and
 -Z'-X'-R₅;

m is 0 or 1, with the proviso that when m is 1 then n is 0 or 1;

X' is selected from the group consisting of alkylene, alkenylene, alkynylene,
 arylene, heteroarylene, and heterocyclylene, wherein the alkylene, alkenylene, and
 15 alkynylene groups can be optionally interrupted or terminated by arylene, heteroarylene or
 heterocyclylene and optionally interrupted by one or more -O- groups;

Y' is selected from the group consisting of:

-O-,
 -S(O)₀₋₂-,
 20 -S(O)₂-N(R₈)-,
 -C(R₆)-,
 -C(R₆)-O-,
 -O-C(R₆)-,
 -O-C(O)-O-,
 25 -N(R₈)-Q-,
 -C(R₆)-N(R₈)-,
 -O-C(R₆)-N(R₈)-,
 -C(R₆)-N(OR₉)-,
 -O-N(R₈)-Q-,
 30 -O-N=C(R₄)-,
 -C(=N-O-R₈)-,
 -CH(-N(-O-R₈)-Q-R₄)-,



5

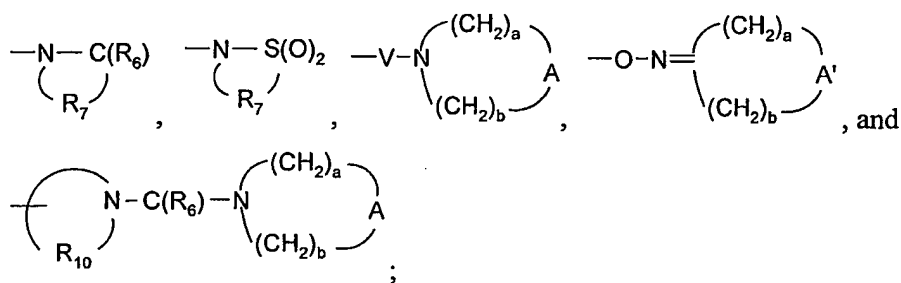
Z' is a bond or -O-;

R₄ is selected from the group consisting of hydrogen, alkyl, alkenyl, alkynyl, aryl, arylalkylenyl, aryloxyalkylenyl, alkylarylenyl, heteroaryl, heteroarylalkylenyl, heteroaryloxyalkylenyl, alkylheteroarylenyl, and heterocyclyl, wherein the alkyl, alkenyl, alkynyl, aryl, arylalkylenyl, aryloxyalkylenyl, alkylarylenyl, heteroaryl, heteroarylalkylenyl, heteroaryloxyalkylenyl, alkylheteroarylenyl, and heterocyclyl groups can be unsubstituted or substituted by one or more substituents independently selected from the group consisting of alkyl, alkoxy, hydroxyalkyl, haloalkyl, haloalkoxy, halogen, nitro, hydroxy, mercapto, cyano, aryl, aryloxy, arylalkyleneoxy, heteroaryl, heteroaryloxy, heteroarylalkyleneoxy, heterocyclyl, amino, alkylamino, dialkylamino, (dialkylamino)alkyleneoxy, and in the case of alkyl, alkenyl, alkynyl, and heterocyclyl, oxo;

10

15

R₅ is selected from the group consisting of:



20

R_6 is selected from the group consisting of =O and =S;

R_7 is C_{2-7} alkylene;

R_8 is selected from the group consisting of hydrogen, C_{1-10} alkyl, C_{2-10} alkenyl, C_{1-10} alkoxy- C_{1-10} alkylenyl, hydroxy- C_{1-10} alkylenyl, heteroaryl- C_{1-10} alkylenyl, and aryl- C_{1-10} alkylenyl;

R_9 is selected from the group consisting of hydrogen and alkyl;

R_{10} is C_{3-8} alkylene;

A is selected from the group consisting of -O-, -C(O)-, -S(O)₀₋₂-, -CH₂-, and -N(-Q-R₄)-;

A' is selected from the group consisting of -O-, -S(O)₀₋₂-, -N(-Q-R₄)-, and -CH₂-;

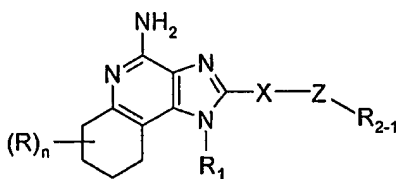
Q is selected from the group consisting of a bond, -C(R₆)-, -C(R₆)-C(R₆)-, -S(O)₂-, -C(R₆)-N(R₈)-W-, -S(O)₂-N(R₈)-, -C(R₆)-O-, -C(R₆)-S-, and -C(R₆)-N(OR₉)-;

V is selected from the group consisting of -C(R₆)-, -O-C(R₆)-, -N(R₈)-C(R₆)-, and -S(O)₂-;

W is selected from the group consisting of a bond, -C(O)-, and -S(O)₂-; and

a and b are independently integers from 1 to 6 with the proviso that $a + b \leq 7$; or a pharmaceutically acceptable salt thereof.

6. A compound of the Formula IV:



IV

wherein:

Z is selected from the group consisting of:

-C(=N-O-R₂₋₂)- and

-C(R₂₋₄)(-N(-OR₂₋₂)-Y-R₂₋₃)-;

X is selected from the group consisting of a bond, C_{1-4} alkylene and C_{2-4} alkenylene;

R_{2-1} , R_{2-2} , and R_{2-3} are independently selected from the group consisting of:
hydrogen,

alkyl,
alkenyl,
aryl,
arylalkylenyl,
5 heteroaryl,
heteroarylalkylenyl,
heterocyclyl,
heterocyclylalkylenyl, and

10 alkyl, alkenyl, aryl, arylalkylenyl, heteroaryl, heteroarylalkylenyl, heterocyclyl,
and heterocyclylalkylenyl, substituted by one or more substituents selected from the group
consisting of:

hydroxy,
alkyl,
haloalkyl,
15 hydroxyalkyl,
alkoxy,
dialkylamino,
-S(O)₀₋₂-R₂₋₅,
-NH-S(O)₂-R₂₋₅,
20 haloalkoxy,
halogen,
cyano,
nitro,
-N₃,
25 aryl,
heteroaryl,
heterocyclyl,
aryloxy,
arylalkyleneoxy,
30 -C(O)-O-alkyl,
-C(O)-N(R₈)₂,
-N(R₈)-C(O)-R₂₋₅,

-NH-C(O)-NH-R₂₋₅,
 -NH-C(O)-NH₂
 -O-(CO)-alkyl, and
 -C(O)-alkyl;

5 with the proviso that R₂₋₂ is other than alkenyl wherein the carbon atom bonded to -O- is doubly bonded to another carbon atom;

R₂₋₄ is selected from the group consisting of hydrogen, C₁₋₄alkyl, and phenyl;

R₂₋₅ is selected from the group consisting of alkyl, aryl, arylalkylenyl, heteroaryl, and heteroarylalkylenyl, each of which is unsubstituted or substituted by one or more
 10 substituents selected from the group consisting of halogen, cyano, nitro, alkoxy, dialkylamino, alkylthio, haloalkyl, haloalkoxy, alkyl, and -N₃;

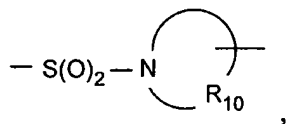
Y is selected from the group consisting of:

a bond,

-C(R₆)-,

15 -S(O)₂-,

-S(O)₂-N(R₈)-,

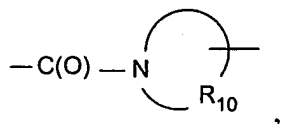


-C(O)-O-,

-C(R₆)-N(R₈)-,

20 -C(O)-N(R₈)-S(O)₂-,

-C(R₆)-N(R₈)-C(O)-,



-C(O)-C(O)-,

-C(O)-C(O)-O-, and

25 -C(=NH)-N(R₈)-;

R is selected from the group consisting of:

halogen,

hydroxy,

alkyl,

alkenyl,
 haloalkyl,
 alkoxy,
 alkylthio, and

5

$-N(R_9)_2$;

n is an integer from 0 to 4;

R_1 is selected from the group consisting of:

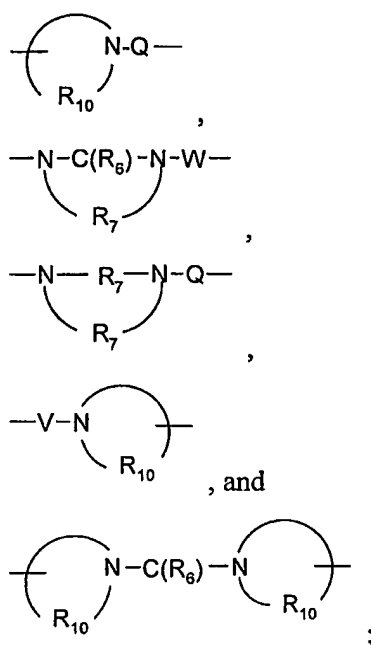
$-R_4$,
 $-X'-R_4$,
 10 $-X'-Y'-R_4$,
 $-X'-Y'-X'-Y'-R_4$, and
 $-X'-R_5$;

15

X' is selected from the group consisting of alkylene, alkenylene, alkynylene, arylene, heteroarylene, and heterocyclylene, wherein the alkylene, alkenylene, and alkynylene groups can be optionally interrupted or terminated by arylene, heteroarylene or heterocyclylene and optionally interrupted by one or more $-O-$ groups;

Y' is selected from the group consisting of:

$-O-$,
 $-S(O)_{0-2}-$,
 20 $-S(O)_2-N(R_8)-$,
 $-C(R_6)-$,
 $-C(R_6)-O-$,
 $-O-C(R_6)-$,
 $-O-C(O)-O-$,
 25 $-N(R_8)-Q-$,
 $-C(R_6)-N(R_8)-$,
 $-O-C(R_6)-N(R_8)-$,
 $-C(R_6)-N(OR_9)-$,
 $-O-N(R_8)-Q-$,
 30 $-O-N=C(R_4)-$,
 $-C(=N-O-R_8)-$,
 $-CH(-N(-O-R_8)-Q-R_4)-$,



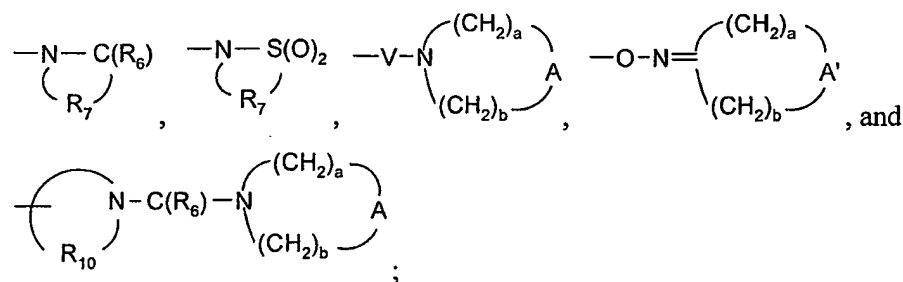
5

R₄ is selected from the group consisting of hydrogen, alkyl, alkenyl, alkynyl, aryl, arylalkylenyl, aryloxyalkylenyl, alkylarylenyl, heteroaryl, heteroarylalkylenyl, heteroaryloxyalkylenyl, alkylheteroarylenyl, and heterocyclyl, wherein the alkyl, alkenyl, alkynyl, aryl, arylalkylenyl, aryloxyalkylenyl, alkylarylenyl, heteroaryl, heteroarylalkylenyl, heteroaryloxyalkylenyl, alkylheteroarylenyl, and heterocyclyl groups can be unsubstituted or substituted by one or more substituents independently selected from the group consisting of alkyl, alkoxy, hydroxyalkyl, haloalkyl, haloalkoxy, halogen, nitro, hydroxy, mercapto, cyano, aryl, aryloxy, arylalkyleneoxy, heteroaryl, heteroaryloxy, heteroarylalkyleneoxy, heterocyclyl, amino, alkylamino, dialkylamino, (dialkylamino)alkyleneoxy, and in the case of alkyl, alkenyl, alkynyl, and heterocyclyl, oxo;

10

15

R₅ is selected from the group consisting of:



20

R₆ is selected from the group consisting of =O and =S;

R₇ is C₂₋₇ alkylene;

R₈ is selected from the group consisting of hydrogen, C₁₋₁₀ alkyl, C₂₋₁₀ alkenyl, C₁₋₁₀ alkoxy-C₁₋₁₀ alkylenyl, hydroxy-C₁₋₁₀ alkylenyl, heteroaryl-C₁₋₁₀ alkylenyl, and aryl-C₁₋₁₀ alkylenyl;

5 R₉ is selected from the group consisting of hydrogen and alkyl;

R₁₀ is C₃₋₈ alkylene;

A is selected from the group consisting of -O-, -C(O)-, -S(O)₀₋₂-, -CH₂-, and -N(-Q-R₄)-;

A' is selected from the group consisting of -O-, -S(O)₀₋₂-, -N(-Q-R₄)-, and -CH₂-;

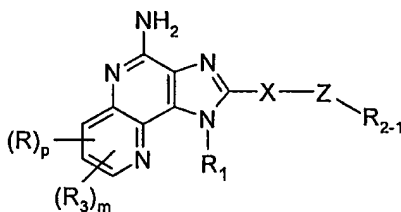
10 Q is selected from the group consisting of a bond, -C(R₆)-, -C(R₆)-C(R₆)-, -S(O)₂-, -C(R₆)-N(R₈)-W-, -S(O)₂-N(R₈)-, -C(R₆)-O-, -C(R₆)-S-, and -C(R₆)-N(OR₉)-;

V is selected from the group consisting of -C(R₆)-, -O-C(R₆)-, -N(R₈)-C(R₆)-, and -S(O)₂-;

W is selected from the group consisting of a bond, -C(O)-, and -S(O)₂-; and

15 a and b are independently integers from 1 to 6 with the proviso that a + b is ≤ 7; or a pharmaceutically acceptable salt thereof.

7. A compound of the Formula V:



V

20

wherein:

Z is selected from the group consisting of:

-C(=N-O-R₂₋₂)- and

-C(R₂₋₄)(-N(-OR₂₋₂)-Y-R₂₋₃)-;

25

X is selected from the group consisting of a bond, C₁₋₄ alkylene and C₂₋₄ alkenylene;

R₂₋₁, R₂₋₂, and R₂₋₃ are independently selected from the group consisting of:

hydrogen,

alkyl,

alkenyl,
aryl,
arylalkylenyl,
heteroaryl,
5 heteroarylalkylenyl,
heterocyclyl,
heterocyclylalkylenyl, and
alkyl, alkenyl, aryl, arylalkylenyl, heteroaryl, heteroarylalkylenyl, heterocyclyl,
and heterocyclylalkylenyl, substituted by one or more substituents selected from the group
10 consisting of:
hydroxy,
alkyl,
haloalkyl,
hydroxyalkyl,
15 alkoxy,
dialkylamino,
-S(O)₀₋₂-R₂₋₅,
-NH-S(O)₂-R₂₋₅,
haloalkoxy,
20 halogen,
cyano,
nitro,
-N₃,
aryl,
25 heteroaryl,
heterocyclyl,
aryloxy,
arylalkyleneoxy,
-C(O)-O-alkyl,
30 -C(O)-N(R₈)₂,
-N(R₈)-C(O)-R₂₋₅,
-NH-C(O)-NH-R₂₋₅,

-NH-C(O)-NH₂
 -O-(CO)-alkyl, and
 -C(O)-alkyl;

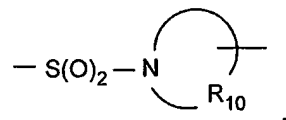
5 with the proviso that R₂₋₂ is other than alkenyl wherein the carbon atom bonded to -O- is doubly bonded to another carbon atom;

R₂₋₄ is selected from the group consisting of hydrogen, C₁₋₄alkyl, and phenyl;

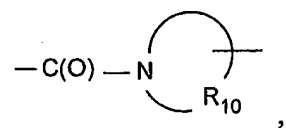
10 R₂₋₅ is selected from the group consisting of alkyl, aryl, arylalkylenyl, heteroaryl, and heteroarylalkylenyl, each of which is unsubstituted or substituted by one or more substituents selected from the group consisting of halogen, cyano, nitro, alkoxy, dialkylamino, alkylthio, haloalkyl, haloalkoxy, alkyl, and -N₃;

Y is selected from the group consisting of:

a bond,
 -C(R₆)-,
 -S(O)₂-,
 15 -S(O)₂-N(R₈)-,



20 -C(O)-O-,
 -C(R₆)-N(R₈)-,
 -C(O)-N(R₈)-S(O)₂-,
 -C(R₆)-N(R₈)-C(O)-,



-C(O)-C(O)-,
 -C(O)-C(O)-O-, and
 -C(=NH)-N(R₈)-;

25 R is selected from the group consisting of:

halogen,
 hydroxy,
 alkyl,
 alkenyl,

haloalkyl,
 alkoxy,
 alkylthio, and
 $-N(R_9)_2$;

5 p is an integer from 0 to 3;

R_1 is selected from the group consisting of:

$-R_4$,
 $-X'-R_4$,
 $-X'-Y'-R_4$,
 10 $-X'-Y'-X'-Y'-R_4$, and
 $-X'-R_5$;

R_3 is selected from the group consisting of:

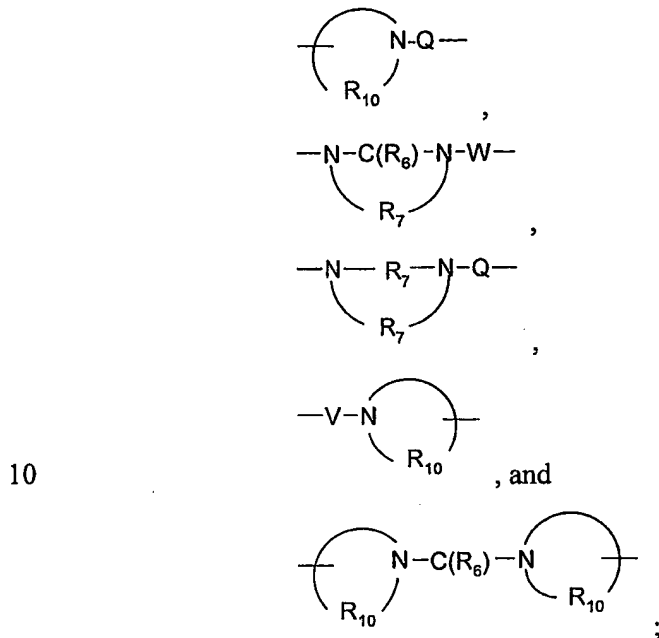
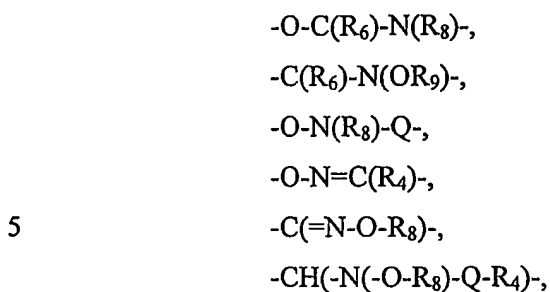
$-Z'-R_4$,
 $-Z'-X'-R_4$,
 15 $-Z'-X'-Y'-R_4$,
 $-Z'-X'-Y'-X'-Y'-R_4$, and
 $-Z'-X'-R_5$;

m is 0 or 1, with the proviso that when m is 1 then p is 0 or 1;

20 X' is selected from the group consisting of alkylene, alkenylene, alkynylene, arylene, heteroarylene, and heterocyclylene, wherein the alkylene, alkenylene, and alkynylene groups can be optionally interrupted or terminated by arylene, heteroarylene or heterocyclylene and optionally interrupted by one or more -O- groups;

Y' is selected from the group consisting of:

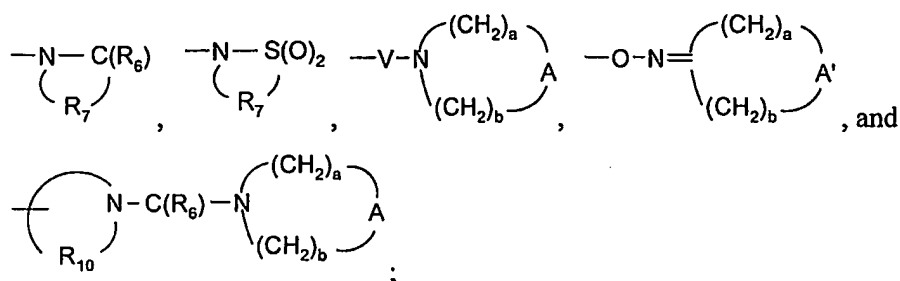
$-O-$,
 25 $-S(O)_{0-2}-$,
 $-S(O)_2-N(R_8)-$,
 $-C(R_6)-$,
 $-C(R_6)-O-$,
 $-O-C(R_6)-$,
 30 $-O-C(O)-O-$,
 $-N(R_8)-Q-$,
 $-C(R_6)-N(R_8)-$,



Z' is a bond or -O-;

15 R₄ is selected from the group consisting of hydrogen, alkyl, alkenyl, alkynyl, aryl, arylalkylenyl, aryloxyalkylenyl, alkylarylenyl, heteroaryl, heteroarylalkylenyl, heteroaryloxyalkylenyl, alkylheteroarylenyl, and heterocyclyl, wherein the alkyl, alkenyl, alkynyl, aryl, arylalkylenyl, aryloxyalkylenyl, alkylarylenyl, heteroaryl, heteroarylalkylenyl, heteroaryloxyalkylenyl, alkylheteroarylenyl, and heterocyclyl groups can be unsubstituted or substituted by one or more substituents independently selected from the group consisting of alkyl, alkoxy, hydroxyalkyl, haloalkyl, haloalkoxy, halogen, 20 nitro, hydroxy, mercapto, cyano, aryl, aryloxy, arylalkyleneoxy, heteroaryl, heteroaryloxy, heteroarylalkyleneoxy, heterocyclyl, amino, alkylamino, dialkylamino, (dialkylamino)alkyleneoxy, and in the case of alkyl, alkenyl, alkynyl, and heterocyclyl, oxo;

R₅ is selected from the group consisting of:



R_6 is selected from the group consisting of =O and =S;

R_7 is C_{2-7} alkylene;

5 R_8 is selected from the group consisting of hydrogen, C_{1-10} alkyl, C_{2-10} alkenyl, C_{1-10} alkoxy- C_{1-10} alkylenyl, hydroxy- C_{1-10} alkylenyl, heteroaryl- C_{1-10} alkylenyl, and aryl- C_{1-10} alkylenyl;

R_9 is selected from the group consisting of hydrogen and alkyl;

R_{10} is C_{3-8} alkylene;

10 A is selected from the group consisting of -O-, -C(O)-, -S(O)₀₋₂-, -CH₂-, and -N(-Q-R₄)-;

A' is selected from the group consisting of -O-, -S(O)₀₋₂-, -N(-Q-R₄)-, and -CH₂-;

Q is selected from the group consisting of a bond, -C(R₆)-, -C(R₆)-C(R₆)-, -S(O)₂-, -C(R₆)-N(R₈)-W-, -S(O)₂-N(R₈)-, -C(R₆)-O-, -C(R₆)-S-, and -C(R₆)-N(OR₉)-;

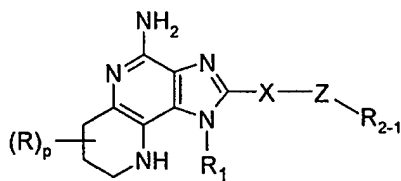
15 V is selected from the group consisting of -C(R₆)-, -O-C(R₆)-, -N(R₈)-C(R₆)-, and -S(O)₂-;

W is selected from the group consisting of a bond, -C(O)-, and -S(O)₂-; and

a and b are independently integers from 1 to 6 with the proviso that $a + b \leq 7$; or a pharmaceutically acceptable salt thereof.

20

8. A compound of the Formula VI:



VI

wherein:

25 Z is selected from the group consisting of:

-C(=N-O-R_{2,2})- and
 -C(R_{2,4})(-N(-OR_{2,2})-Y-R_{2,3})-;

X is selected from the group consisting of a bond, C₁₋₄ alkylene and
 C₂₋₄ alkenylene;

5 R_{2,1}, R_{2,2}, and R_{2,3} are independently selected from the group consisting of:

hydrogen,
 alkyl,
 alkenyl,
 aryl,
 10 arylalkylenyl,
 heteroaryl,
 heteroarylalkylenyl,
 heterocyclyl,
 heterocyclylalkylenyl, and

15 alkyl, alkenyl, aryl, arylalkylenyl, heteroaryl, heteroarylalkylenyl, heterocyclyl,
 and heterocyclylalkylenyl, substituted by one or more substituents selected from the group
 consisting of:

hydroxy,
 alkyl,
 20 haloalkyl,
 hydroxyalkyl,
 alkoxy,
 dialkylamino,
 -S(O)₀₋₂-R_{2,5},
 25 -NH-S(O)₂-R_{2,5},
 haloalkoxy,
 halogen,
 cyano,
 nitro,
 30 -N₃,
 aryl,
 heteroaryl,

-C(O)-C(O)-O-, and

-C(=NH)-N(R₈)-;

R is selected from the group consisting of:

halogen,

5 hydroxy,

alkyl,

alkenyl,

haloalkyl,

alkoxy,

10 alkylthio, and

-N(R₉)₂;

p is an integer from 0 to 3;

R₁ is selected from the group consisting of:

-R₄,

15 -X'-R₄,

-X'-Y'-R₄,

-X'-Y'-X'-Y'-R₄, and

-X'-R₅;

20 X' is selected from the group consisting of alkylene, alkenylene, alkynylene, arylene, heteroarylene, and heterocyclylene, wherein the alkylene, alkenylene, and alkynylene groups can be optionally interrupted or terminated by arylene, heteroarylene or heterocyclylene and optionally interrupted by one or more -O- groups;

Y' is selected from the group consisting of:

-O-,

25 -S(O)₀₋₂-,

-S(O)₂-N(R₈)-,

-C(R₆)-,

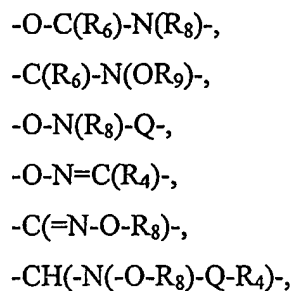
-C(R₆)-O-,

-O-C(R₆)-,

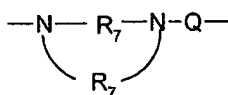
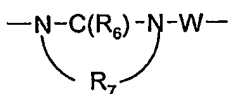
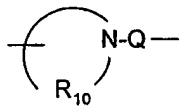
30 -O-C(O)-O-,

-N(R₈)-Q-,

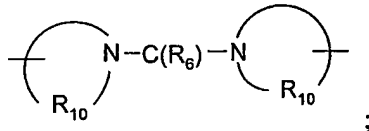
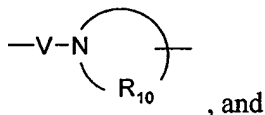
-C(R₆)-N(R₈)-,



5



10



15

20

R₄ is selected from the group consisting of hydrogen, alkyl, alkenyl, alkynyl, aryl, arylalkylenyl, aryloxyalkylenyl, alkylarylenyl, heteroaryl, heteroarylalkylenyl, heteroaryloxyalkylenyl, alkylheteroarylenyl, and heterocyclyl, wherein the alkyl, alkenyl, alkynyl, aryl, arylalkylenyl, aryloxyalkylenyl, alkylarylenyl, heteroaryl, heteroarylalkylenyl, heteroaryloxyalkylenyl, alkylheteroarylenyl, and heterocyclyl groups can be unsubstituted or substituted by one or more substituents independently selected from the group consisting of alkyl, alkoxy, hydroxyalkyl, haloalkyl, haloalkoxy, halogen, nitro, hydroxy, mercapto, cyano, aryl, aryloxy, arylalkyleneoxy, heteroaryl, heteroaryloxy, heteroarylalkyleneoxy, heterocyclyl, amino, alkylamino, dialkylamino, (dialkylamino)alkyleneoxy, and in the case of alkyl, alkenyl, alkynyl, and heterocyclyl, oxo;

R₅ is selected from the group consisting of:

-C(O)-R",
 α -aminoacyl,
 α -aminoacyl- α -aminoacyl,
 -C(O)-O-R",
 5 -C(O)-N(R''')R",
 -C(=NY₁)-R",
 -CH(OH)-C(O)-OY₁,
 -CH(OC₁₋₄ alkyl)Y₀,
 -CH₂Y₂, and
 10 -CH(CH₃)Y₂;

R" and R''' are independently selected from the group consisting of C₁₋₁₀ alkyl, C₃₋₇ cycloalkyl, phenyl, and benzyl, each of which may be unsubstituted or substituted by one or more substituents independently selected from the group consisting of halogen, hydroxy, nitro, cyano, carboxy, C₁₋₆ alkyl, C₁₋₄ alkoxy, aryl, heteroaryl, aryl-C₁₋₄ alkylenyl,

15 heteroaryl-C₁₋₄ alkylenyl, halo-C₁₋₄ alkylenyl, halo-C₁₋₄ alkoxy, -O-C(O)-CH₃, -C(O)-O-CH₃, -C(O)-NH₂, -O-CH₂-C(O)-NH₂, -NH₂, and -S(O)₂-NH₂, with the proviso that R''' can also be hydrogen;

α -aminoacyl is an α -aminoacyl group derived from an α -amino acid selected from the group consisting of racemic, D-, and L-amino acids;

20 Y₁ is selected from the group consisting of hydrogen, C₁₋₆ alkyl, and benzyl;

Y₀ is selected from the group consisting of C₁₋₆ alkyl, carboxy-C₁₋₆ alkylenyl, amino-C₁₋₄ alkylenyl, mono-*N*-C₁₋₆ alkylamino-C₁₋₄ alkylenyl, and di-*N,N*-C₁₋₆ alkylamino-C₁₋₄ alkylenyl;

25 Y₂ is selected from the group consisting of mono-*N*-C₁₋₆ alkylamino, di-*N,N*-C₁₋₆ alkylamino, morpholin-4-yl, piperidin-1-yl, pyrrolidin-1-yl, and 4-C₁₋₄ alkylpiperazin-1-yl;

R_{A2} and R_{B2} are each independently selected from the group consisting of:

hydrogen,
 halogen,
 30 alkyl,
 alkenyl,
 alkoxy,

alkylthio, and

$-N(R_9)_2$;

or when taken together, R_{A2} and R_{B2} form a fused benzene ring or fused pyridine ring wherein the fused benzene ring or fused pyridine ring is unsubstituted or substituted
5 by one R_3 group, or one R_3 group and one R group, or one, two, three, or four R groups when on the fused benzene ring, or one, two, or three R groups when on the fused pyridine ring;

or when taken together, R_{A2} and R_{B2} form a fused cyclohexene ring or a fused tetrahydropyridine ring, wherein the fused cyclohexene or tetrahydropyridine ring is
10 unsubstituted or substituted by one or more R groups;

Z is selected from the group consisting of:

$-C(=N-O-R_{2.2})-$ and

$-C(R_{2.4})(-N(-OR_{2.2})-Y-R_{2.3})-$;

X is selected from the group consisting of a bond, C_{1-4} alkylene and
15 C_{2-4} alkenylene;

$R_{2.1}$, $R_{2.2}$, and $R_{2.3}$ are independently selected from the group consisting of:

hydrogen,

alkyl,

alkenyl,

20 aryl,

arylalkylenyl,

heteroaryl,

heteroarylalkylenyl,

heterocyclyl,

25 heterocyclylalkylenyl, and

alkyl, alkenyl, aryl, arylalkylenyl, heteroaryl, heteroarylalkylenyl, heterocyclyl, and heterocyclylalkylenyl, substituted by one or more substituents selected from the group consisting of:

hydroxy,

30 alkyl,

haloalkyl,

hydroxyalkyl,

alkoxy,
 dialkylamino,
 -S(O)₀₋₂-R₂₋₅,
 -NH-S(O)₂-R₂₋₅,
 5 haloalkoxy,
 halogen,
 cyano,
 nitro,
 -N₃,
 10 aryl,
 heteroaryl,
 heterocyclyl,
 aryloxy,
 arylalkyleneoxy,
 15 -C(O)-O-alkyl,
 -C(O)-N(R₈)₂,
 -N(R₈)-C(O)-R₂₋₅,
 -NH-C(O)-NH-R₂₋₅,
 -NH-C(O)-NH₂
 20 -O-(CO)-alkyl, and
 -C(O)-alkyl;

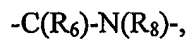
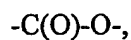
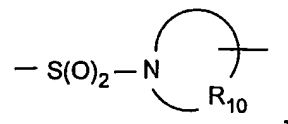
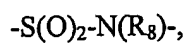
with the proviso that R₂₋₂ is other than alkenyl wherein the carbon atom bonded to -O- is doubly bonded to another carbon atom;

R₂₋₄ is selected from the group consisting of hydrogen, C₁₋₄alkyl, and phenyl;

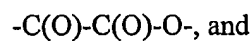
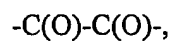
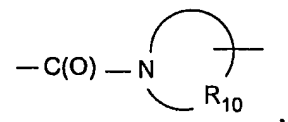
25 R₂₋₅ is selected from the group consisting of alkyl, aryl, arylalkylenyl, heteroaryl,
 and heteroarylalkylenyl, each of which is unsubstituted or substituted by one or more
 substituents selected from the group consisting of halogen, cyano, nitro, alkoxy,
 dialkylamino, alkylthio, haloalkyl, haloalkoxy, alkyl, and -N₃;

Y is selected from the group consisting of:

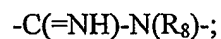
30 a bond,
 -C(R₆)-,
 -S(O)₂-,



5



10



R is selected from the group consisting of:

halogen,

hydroxy,

alkyl,

15

alkenyl,

haloalkyl,

alkoxy,

alkylthio, and

$-\text{N}(\text{R}_9)_2$;

20

R₁ is selected from the group consisting of:

$-\text{R}_4$,

$-\text{X}'-\text{R}_4$,

$-\text{X}'-\text{Y}'-\text{R}_4$,

$-\text{X}'-\text{Y}'-\text{X}'-\text{Y}'-\text{R}_4$, and

25

$-\text{X}'-\text{R}_5$;

R₃ is selected from the group consisting of:

$-\text{Z}'-\text{R}_4$,

$-\text{Z}'-\text{X}'-\text{R}_4$,

$-\text{Z}'-\text{X}'-\text{Y}'-\text{R}_4$,

-Z'-X'-Y'-X'-Y'-R₄, and

-Z'-X'-R₅;

X' is selected from the group consisting of alkylene, alkenylene, alkynylene, arylene, heteroarylene, and heterocyclylene, wherein the alkylene, alkenylene, and alkynylene groups can be optionally interrupted or terminated by arylene, heteroarylene or heterocyclylene and optionally interrupted by one or more -O- groups;

Y' is selected from the group consisting of:

-O-,

-S(O)₀₋₂-,

10 -S(O)₂-N(R₈)-,

-C(R₆)-,

-C(R₆)-O-,

-O-C(R₆)-,

-O-C(O)-O-,

15 -N(R₈)-Q-,

-C(R₆)-N(R₈)-,

-O-C(R₆)-N(R₈)-,

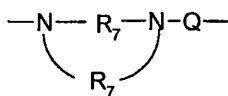
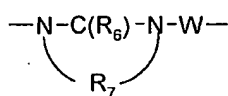
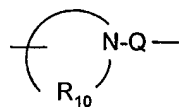
-C(R₆)-N(OR₉)-,

-O-N(R₈)-Q-,

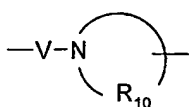
20 -O-N=C(R₄)-,

-C(=N-O-R₈)-,

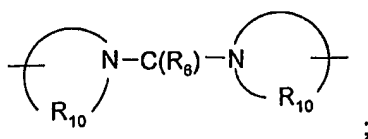
-CH(-N(-O-R₈)-Q-R₄)-,



25



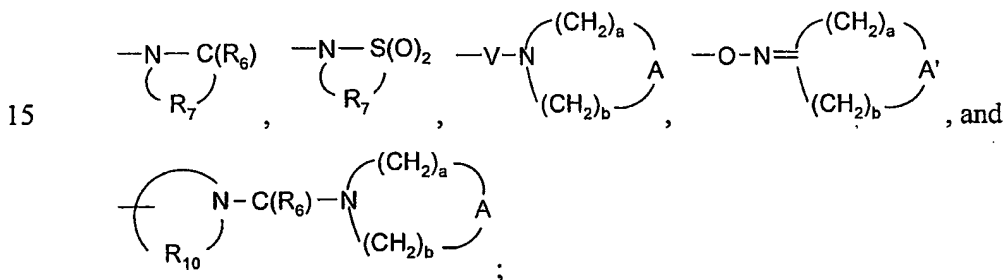
, and



Z' is a bond or -O-;

R₄ is selected from the group consisting of hydrogen, alkyl, alkenyl, alkynyl, aryl, arylalkylenyl, aryloxyalkylenyl, alkylarylenyl, heteroaryl, heteroarylalkylenyl, heteroaryloxyalkylenyl, alkylheteroarylenyl, and heterocyclyl, wherein the alkyl, alkenyl, alkynyl, aryl, arylalkylenyl, aryloxyalkylenyl, alkylarylenyl, heteroaryl, heteroarylalkylenyl, heteroaryloxyalkylenyl, alkylheteroarylenyl, and heterocyclyl groups can be unsubstituted or substituted by one or more substituents independently selected from the group consisting of alkyl, alkoxy, hydroxyalkyl, haloalkyl, haloalkoxy, halogen, nitro, hydroxy, mercapto, cyano, aryl, aryloxy, arylalkyleneoxy, heteroaryl, heteroaryloxy, heteroarylalkyleneoxy, heterocyclyl, amino, alkylamino, dialkylamino, (dialkylamino)alkyleneoxy, and in the case of alkyl, alkenyl, alkynyl, and heterocyclyl, oxo;

R₅ is selected from the group consisting of:



R₆ is selected from the group consisting of =O and =S;

R₇ is C₂₋₇ alkylene;

R₈ is selected from the group consisting of hydrogen, C₁₋₁₀ alkyl, C₂₋₁₀ alkenyl, C₁₋₁₀ alkoxy-C₁₋₁₀ alkylenyl, hydroxy-C₁₋₁₀ alkylenyl, heteroaryl-C₁₋₁₀ alkylenyl, and aryl-C₁₋₁₀ alkylenyl;

R₉ is selected from the group consisting of hydrogen and alkyl;

R₁₀ is C₃₋₈ alkylene;

A is selected from the group consisting of -O-, -C(O)-, -S(O)₀₋₂-, -CH₂-, and -N(-Q-R₄)-;

A' is selected from the group consisting of -O-, -S(O)₀₋₂-, -N(-Q-R₄)-, and -CH₂-;

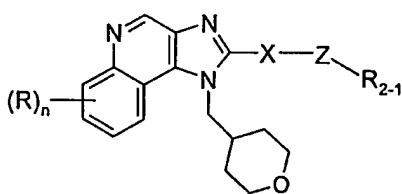
Q is selected from the group consisting of a bond, $-C(R_6)-$, $-C(R_6)-C(R_6)-$, $-S(O)_2-$, $-C(R_6)-N(R_8)-W-$, $-S(O)_2-N(R_8)-$, $-C(R_6)-O-$, $-C(R_6)-S-$, and $-C(R_6)-N(OR_9)-$;

V is selected from the group consisting of $-C(R_6)-$, $-O-C(R_6)-$, $-N(R_8)-C(R_6)-$, and $-S(O)_2-$;

5 W is selected from the group consisting of a bond, $-C(O)-$, and $-S(O)_2-$; and

a and b are independently integers from 1 to 6 with the proviso that $a + b$ is ≤ 7 ; or a pharmaceutically acceptable salt thereof.

10. A compound of Formula VIIIa:



VIIIa

wherein:

Z is selected from the group consisting of:

$-C(=N-O-R_{2-2})-$ and

15 $-C(R_{2-4})(-N(-OR_{2-2})-Y-R_{2-3})-$;

X is selected from the group consisting of a bond, C_{1-4} alkylene and C_{2-4} alkenylene;

R_{2-1} , R_{2-2} , and R_{2-3} are independently selected from the group consisting of:

hydrogen,

20 alkyl,

alkenyl,

aryl,

arylalkylenyl,

heteroaryl,

25 heteroarylalkylenyl,

heterocyclyl,

heterocyclylalkylenyl, and

alkyl, alkenyl, aryl, arylalkylenyl, heteroaryl, heteroarylalkylenyl, heterocyclyl, and heterocyclylalkylenyl, substituted by one or more substituents selected from the group consisting of:

5 hydroxy,
alkyl,
haloalkyl,
hydroxyalkyl,
alkoxy,
dialkylamino,
10 -S(O)₀₋₂-R₂₋₅,
-NH-S(O)₂-R₂₋₅,
haloalkoxy,
halogen,
cyano,
15 nitro,
-N₃,
aryl,
heteroaryl,
heterocyclyl,
20 aryloxy,
arylalkyleneoxy,
-C(O)-O-alkyl,
-C(O)-N(R₈)₂,
-N(R₈)-C(O)-R₂₋₅,
25 -NH-C(O)-NH-R₂₋₅,
-NH-C(O)-NH₂
-O-(CO)-alkyl, and
-C(O)-alkyl;

30 with the proviso that R₂₋₂ is other than alkenyl wherein the carbon atom bonded to -O- is doubly bonded to another carbon atom;
R₂₋₄ is selected from the group consisting of hydrogen, C₁₋₄alkyl, and phenyl;

R₈ is selected from the group consisting of hydrogen, C₁₋₁₀ alkyl, C₂₋₁₀ alkenyl, C₁₋₁₀ alkoxy-C₁₋₁₀ alkylenyl, hydroxy-C₁₋₁₀ alkylenyl, heteroaryl-C₁₋₁₀ alkylenyl, and aryl-C₁₋₁₀ alkylenyl;

R₉ is selected from the group consisting of hydrogen and alkyl; and

5 R₁₀ is C₃₋₈ alkylene;

or a pharmaceutically acceptable salt thereof.

11. The compound or salt of claim 4 wherein R_{A1} and R_{B1} are each methyl.

10 12. The compound or salt of claim 5 or claim 7 wherein R is halogen or hydroxy.

13. The compound or salt of any one of claims 5, 6, and 10 wherein n is 0.

14. The compound or salt of claim 7 or claim 8 wherein p is 0.

15

15. The compound or salt of any one of claims 2, 3 as dependent on claim 2, 5, 7, 9, 12, 13 as dependent on claim 5, and 14 as dependent on claim 7, wherein R₃ is selected from the group consisting of phenyl, pyridin-3-yl, pyridin-4-yl, 5-(hydroxymethyl)pyridin-3-yl, 2-ethoxyphenyl, 3-(morpholine-4-carbonyl)phenyl, and 3-(*N,N*-
20 dimethylaminocarbonyl)phenyl.

16. The compound or salt of any one of claims 2, 3 as dependent on claim 2, 5, 7, 9, 13 as dependent on claim 5, and 14 as dependent on claim 7 wherein R₃ is benzyloxy.

25 17. The compound or salt of any one of claims 5, 7, 12, 13 as dependent on claim 5, or 14 as dependent on claim 7, wherein m is 0.

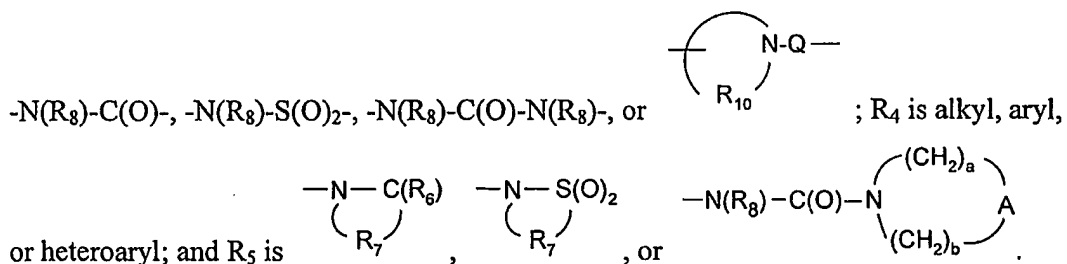
18. The compound or salt of any one of claims 1 through 17 wherein Z is -C(=N-O-R_{2.2})-.

30

19. The compound or salt of any one of claims 1 through 17 wherein Z is -C(R_{2.4})(-N(-OR_{2.2})-Y-R_{2.3})-.

20. The compound or salt of claim 19 wherein R_{2-4} is hydrogen.
21. The compound or salt of claim 19 or claim 20 wherein Y is a bond.
- 5 22. The compound or salt of any one of claims 19 through 21 wherein R_{2-3} is selected from the group consisting of hydrogen and alkyl.
- 10 23. The compound or salt of claim 19 or claim 20 wherein Y is selected from the group consisting of $-C(O)-$, $-S(O)_2-$, $-C(O)-NH-$, and R_{2-3} is alkyl.
24. The compound or salt of any one of claims 18 through 23 wherein R_{2-2} is selected from the group consisting of hydrogen, alkyl, arylalkylenyl, and heteroarylalkylenyl.
- 15 25. The compound or salt of claim 24 wherein R_{2-2} is hydrogen, C_{1-4} alkyl, benzyl, or pyridin-2-ylmethyl.
26. The compound or salt of any one of claims 18 through 25 wherein R_{2-1} is selected from the group consisting of hydrogen, alkyl, and aryl.
- 20 27. The compound or salt of claim 26 wherein R_{2-1} is hydrogen, C_{1-4} alkyl, or phenyl.
28. The compound or salt of any one of claims 1 through 27 wherein X is a bond or C_{1-4} alkylene.
- 25 29. The compound or salt of claim 28 wherein X is a bond, methylene, or ethylene.
30. The compound or salt of any one of claims 3 through 9, 11, 12, 13 except as dependent on claim 10, 14 through 17, and 18 through 29 except as dependent on claim 10
30 wherein R_1 is selected from the group consisting of alkyl, arylalkylenyl, aryloxyalkylenyl, hydroxyalkyl, dihydroxyalkyl, alkylsulfonylalkylenyl, $-X'-Y'-R_4$, $-X'-R_5$, and

heterocyclalkylenyl; wherein the heterocycl of the heterocyclalkylenyl group is optionally substituted by one or more alkyl groups; wherein X' is alkylene; Y' is



5

31. The compound or salt of claim 30 wherein R₁ is selected from the group consisting of 2-hydroxy-2-methylpropyl, 2-methylpropyl, propyl, ethyl, methyl, 2,3-dihydroxypropyl, 2-phenoxyethyl, 4-[(methylsulfonyl)amino]butyl, 2-methyl-2-[(methylsulfonyl)amino]propyl, 2-(acetylamino)-2-methylpropyl, 2-[[[isopropylamino]carbonyl]amino]-2-methylpropyl, 4-[[[isopropylamino]carbonyl]amino]butyl, 4-(1,1-dioxidoisothiazolidin-2-yl)butyl, tetrahydro-2*H*-pyran-4-ylmethyl, and (2,2-dimethyl-1,3-dioxolan-4-yl)methyl.

10

32. The compound or salt of claim 30 wherein R₁ is selected from the group consisting of (1-hydroxycyclobutyl)methyl, (1-hydroxycyclopentyl)methyl, and (1-hydroxycyclohexyl)methyl.

15

33. A pharmaceutical composition comprising a therapeutically effective amount of a compound or salt of any one of claims 1 through 32 and a pharmaceutically acceptable carrier.

20

34. A method of inducing cytokine biosynthesis in an animal comprising administering an effective amount of a compound or salt of any one claims 1 through 32 or the pharmaceutical composition of claim 33 to the animal.

25

35. A method of treating a viral disease in an animal in need thereof comprising administering a therapeutically effective amount of a compound or salt of any one of claims 1 through 32 or the pharmaceutical composition of claim 33 to the animal.

36. A method of treating a neoplastic disease in an animal in need thereof comprising administering a therapeutically effective amount of a compound or salt of any one of claims 1 through 32 or the pharmaceutical composition of claim 33 to the animal.

5